


**INFORME MENSUAL SOBRE LAS ESPECIFICACIONES DEL GAS NATURAL**

(Valores promedio diarios)


<b>PERMISIONARIO:</b>	GDF Suez	
<b>PUNTO DE MEDICIÓN:</b>	Coyotepec	
<b>ZONA DE MEDICIÓN:</b>	SUR	

FECHA: (dd/mm/aa)	Metano (% vol)	Bióxido de Carbono (% vol)	Nitrógeno (% vol)	Total Inertes (% vol)	Etano (% vol)	Temperatura de Rocio (K)	Humedad (mg/m <sup>3</sup> )	Poder Calorífico (MJ/m <sup>3</sup> )	Índice Wobbe (MJ/m <sup>3</sup> )	Acido Sulfhídrico (mg/m <sup>3</sup> )	Azufre total* (mg/m <sup>3</sup> )	Oxígeno* (% vol)
	<b>83.0 MÍN.</b>	<b>3.0 MÁX.</b>	<b>6.0 MÁX.</b>	<b>6.0 MÁX.</b>	<b>11.0 MÁX.</b>	<b>271.15 MÁX</b>	<b>110.0 MÁX.</b>	<b>36.8 MÍN.</b>	<b>47.3 MÍN.</b>	<b>6.0 MÁX.</b>	<b>150.0 MÁX.</b>	<b>0.2 MÁX.</b>
01/06/2013	91.8920	0.3670	2.7280	3.0950	4.6930			38.1530	49.4120			
02/06/2013	92.0820	0.3800	2.3760	2.7560	4.8280			38.3280	49.6595			
03/06/2013	91.1990	0.3210	3.1990	3.5200	4.9380			38.0770	49.1941			
04/06/2013	90.9155	0.3168	3.0951	3.4119	5.3005			38.2513	49.3434			
05/06/2013	91.0226	0.2855	2.9538	3.2393	5.3825			38.3258	49.4609			
06/06/2013	90.6845	0.3082	3.1635	3.4717	5.4299			38.2925	49.3435			
07/06/2013	90.2457	0.3049	3.2648	3.5697	5.6473			38.3953	49.3618			
08/06/2013	90.1498	0.3170	3.5387	3.8558	5.3948			38.2616	49.1564			
09/06/2013	91.1041	0.3582	2.9385	3.2968	5.1380			38.3055	49.4156			
10/06/2013	91.8554	0.3735	2.6414	3.0149	4.7750			38.2385	49.4964			
11/06/2013	91.5033	0.3296	3.0675	3.3970	4.7618			38.0808	49.2467			
12/06/2013	90.6522	0.3221	3.6428	3.9649	5.0163			37.9568	48.9286			
13/06/2013	90.3989	0.2763	3.6503	3.9266	5.2780			38.0645	49.0193			
14/06/2013	90.6216	0.2875	3.4053	3.6928	5.3313			38.1428	49.1642			
15/06/2013	90.5685	0.2622	3.6444	3.9066	5.1848			38.0106	48.9995			
16/06/2013	90.0163	0.2293	4.1050	4.3343	5.3042			37.8842	48.7478			
17/06/2013	89.8561	0.2100	4.2115	4.4216	5.4204			37.8596	48.7001			
18/06/2013	90.1673	0.2597	3.8006	4.0603	5.4524			38.0152	48.9365			
19/06/2013	89.7268	0.2346	4.0123	4.2469	5.6972			38.0185	48.8642			
20/06/2013	89.8910	0.2669	3.6138	3.8806	5.8742			38.2238	49.1360			
21/06/2013	90.5900	0.2968	3.1652	3.4620	5.5982			38.3010	49.3558			
22/06/2013	90.5970	0.2775	3.4260	3.7035	5.3728			38.1312	49.1561			
23/06/2013	90.9132	0.3389	2.9565	3.2954	5.4467			38.3164	49.4282			
24/06/2013	90.2398	0.3033	3.2810	3.5842	5.7748			38.3328	49.3198			
25/06/2013	90.3678	0.2907	3.3209	3.6115	5.6734			38.2636	49.2703			
26/06/2013	90.7158	0.3224	3.2454	3.5678	5.3848			38.1857	49.2359			
27/06/2013	90.2770	0.2985	3.6992	3.9977	5.4119			38.0196	48.9574			
28/06/2013	90.7508	0.3022	3.2691	3.5713	5.3258			38.1791	49.2353			
29/06/2013	90.5128	0.3209	3.1840	3.5049	5.6182			38.2930	49.3273			
30/06/2013	90.0395	0.3100	3.6339	3.9439	5.5403			38.1790	49.0719			

\*/ Los valores trimestrales se deberán reportar en los meses de enero, abril, julio y octubre de cada año, respecto del trimestre inmediato anterior.

<b>Mínimo</b>	89.7268	0.2100	2.3760	2.7560	4.6930			37.8596	48.7001			
<b>Promedio</b>	90.6519	0.3024	3.3411	3.6435	5.3331			38.1696	49.1982			
<b>Máximo</b>	92.0820	0.3800	4.2115	4.4216	5.8742			38.3953	49.6595			
<b>Desv. Est.</b>	0.60283	0.04052	0.42116	0.38581	0.30594			0.14313	0.22817			

Observaciones: DATOS TOMADOS DE LOS REPORTES DE PGPB PUBLICADOS EN LA PÁGINA WEB DE LA CRE



**INFORME MENSUAL SOBRE LAS ESPECIFICACIONES DEL GAS NATURAL**

**(Valores promedio diarios)**

<b>PERMISIONARIO:</b>	GDF Suez	<b>GDF SUEZ</b>
<b>PUNTO DE MEDICIÓN:</b>	Venta de Carpio	
<b>ZONA DE MEDICIÓN:</b>	SUR	

FECHA: (dd/mm/aa)	Metano (% vol)	Bióxido de Carbono (% vol)	Nitrógeno (% vol)	Total Inertes (% vol)	Etano (% vol)	Temperatura de Rocio (K)	Humedad (mg/m <sup>3</sup> )	Poder Calorífico (MJ/m <sup>3</sup> )	Índice Wobbe (MJ/m <sup>3</sup> )	Acido Sulfhídrico (mg/m <sup>3</sup> )	Azufre total* (mg/m <sup>3</sup> )	Oxígeno* (% vol)
	<b>83.0 MÍN.</b>	<b>3.0 MÁX.</b>	<b>6.0 MÁX.</b>	<b>6.0 MÁX.</b>	<b>11.0 MÁX.</b>	<b>271.15 MÁX</b>	<b>110.0 MÁX.</b>	<b>36.8 MÍN.</b>	<b>47.3 MÍN.</b>	<b>6.0 MÁX.</b>	<b>150.0 MÁX.</b>	<b>0.2 MÁX.</b>
01/06/2013	94.1162	0.2369	1.9425	2.1794	3.3843	265.4769	61.1577	38.0876	49.7698	0.9380		
02/06/2013	94.8383	0.1784	1.7039	1.8824	2.9481	269.0758	57.7294	38.0896	49.9164	0.6916		
03/06/2013	93.2481	0.2161	2.3808	2.5968	3.8153	266.5044	62.9803	38.0650	49.5748	0.9246		
04/06/2013	92.4087	0.2558	2.5695	2.8253	4.3923	264.9932	69.5840	38.1144	49.5329	1.0690		
05/06/2013	91.9166	0.2659	2.6943	2.9602	4.7745	263.1589	66.4253	38.1585	49.4820	1.2586		
06/06/2013	91.7969	0.2642	2.7954	3.0595	4.7561	262.4633	75.1020	38.1783	49.4267	1.4293		
07/06/2013	91.2108	0.2640	2.9875	3.2515	5.0273	262.0994	64.6651	38.2604	49.3923	1.4790		
08/06/2013	91.5958	0.2591	2.9920	3.2512	4.5276	263.6219	63.3531	38.2097	49.3621	1.4039		
09/06/2013	92.4991	0.2899	2.5220	2.8119	4.2524	263.4608	63.3518	38.1659	49.5221	1.3634		
10/06/2013	92.6126	0.3267	2.4536	2.7803	4.2675	260.7134	56.9097	38.1119	49.4960	1.5085		
11/06/2013	92.5359	0.2815	2.7256	3.0071	4.1362	261.2513	57.3288	37.9799	49.3291	1.6041		
12/06/2013	90.9975	0.3052	3.5959	3.9011	4.7423	260.3457	62.6665	37.8587	48.9442	1.8052		
13/06/2013	91.8495	0.2349	3.1152	3.3502	4.4294	262.2285	68.5955	37.9740	49.2105	1.6826		
14/06/2013	92.1412	0.2317	2.9023	3.1341	4.3868	263.0576	64.6241	38.0173	49.3082	1.1535		
15/06/2013	92.5223	0.2008	2.9037	3.1045	4.0484	264.2474	72.2283	37.9250	49.2731	1.4811		
16/06/2013	92.2531	0.1742	3.1738	3.3481	4.0691	265.0525	71.2719	37.8430	49.1243	1.4132		
17/06/2013	91.6867	0.1650	3.4745	3.6396	4.3772	263.7240	68.4615	37.8004	48.9754	1.5085		
18/06/2013	90.7071	0.2692	3.6165	3.8857	5.0830	258.4869	69.0895	37.9337	48.9297	1.8059		
19/06/2013	91.2082	0.2136	3.4371	3.6506	4.8309	259.6730	66.7308	37.9284	49.0352	1.8194		
20/06/2013	91.9111	0.2191	2.8672	3.0863	4.6674	262.0252	99.9998	38.1103	49.3858	1.5908		
21/06/2013	92.2735	0.2260	2.6551	2.8811	4.5165	263.5761	65.9123	38.1424	49.4929	1.4275		
22/06/2013	92.0911	0.1919	3.0028	3.1947	4.3971	263.9831	55.1504	37.9864	49.2742	1.2328		
23/06/2013	92.5837	0.2104	2.6040	2.8143	4.2483	265.2413	59.4337	38.1078	49.5056	1.0941		
24/06/2013	91.9004	0.2268	2.7789	3.0057	4.7290	263.9087	53.9073	38.1751	49.4568	1.4219		
25/06/2013	91.7777	0.2278	2.8633	3.0911	4.8039	262.7071	57.6337	38.1413	49.4006	1.5029		
26/06/2013	92.2265	0.2401	2.8141	3.0542	4.4084	262.6074	61.9102	38.0330	49.3497	1.4568		
27/06/2013	91.7325	0.2361	3.2043	3.4404	4.5212	261.9514	87.4980	37.9152	49.1131	1.4602		
28/06/2013	92.1420	0.2291	2.8809	3.1100	4.4146	261.9168	62.9110	38.0264	49.3250	1.4890		
29/06/2013	92.2555	0.2285	2.7401	2.9685	4.4309	262.4406	56.7743	38.0914	49.4239	0.4785		
30/06/2013	92.6505	0.1929	2.7388	2.9317	3.9633	264.8077	53.2851	38.0474	49.4218	0.9838		


\* / Los valores trimestrales se deberán reportar en los meses de enero, abril, julio y octubre de cada año, respecto del trimestre inmediato anterior.

<b>Mínimo</b>	90.7071	0.1650	1.7039	1.8824	2.9481	258.4869	53.2851	37.8004	48.9297	0.4785		
<b>Promedio</b>	92.1896	0.2354	2.8379	3.0733	4.3783	263.1600	65.2224	38.0493	49.3585	1.3493		
<b>Máximo</b>	94.8383	0.3267	3.6165	3.9011	5.0830	269.0758	99.9998	38.2604	49.9164	1.8194		
<b>Desv. Est.</b>	0.82691	0.03803	0.42006	0.42297	0.44888	2.10181	9.69012	0.11512	0.22340	0.31766		

Observaciones: DATOS OBTENIDOS DE LOS ANALIZADORES PROPIEDAD DE GDF SUEZ

**INFORME MENSUAL SOBRE LAS ESPECIFICACIONES DEL GAS NATURAL**

(Registros Máximos diarios)


<b>PERMISIONARIO:</b>	GDF Suez	
<b>PUNTO DE MEDICIÓN:</b>	Venta de Carpio	
<b>ZONA DE MEDICIÓN:</b>	SUR	

FECHA: (dd/mm/aa)	Metano (% vol)	Bióxido de Carbono (% vol)	Nitrógeno (% vol)	Total Inertes (% vol)	Etano (% vol)	Temperatura de Rocio (K)	Humedad (mg/m <sup>3</sup> )	Poder Calorífico (MJ/m <sup>3</sup> )	Índice Wobbe (MJ/m <sup>3</sup> )	Acido Sulfhídrico (mg/m <sup>3</sup> )	Azufre total* (mg/m <sup>3</sup> )	Oxígeno* (% vol)
	<b>83.0 MÍN.</b>	<b>3.0 MÁX.</b>	<b>6.0 MÁX.</b>	<b>6.0 MÁX.</b>	<b>11.0 MÁX.</b>	<b>271.15 MÁX.</b>	<b>110.0 MÁX.</b>	<b>43.6 MÁX.</b>	<b>53.2 MÁX.</b>	<b>6.0 MÁX.</b>	<b>150.0 MÁX.</b>	<b>0.2 MÁX.</b>
01/06/2013	96.6558	0.3995	2.6180	2.9865	4.9564	272.2435	321.5218	39.2972	50.7148	1.9094		
02/06/2013	96.5086	0.2504	2.0857	2.3134	3.8763	272.7922	321.5218	39.2960	50.7163	0.8975		
03/06/2013	96.2998	0.2438	2.7019	2.9294	4.2219	269.9830	82.0428	39.2958	50.7139	1.3903		
04/06/2013	93.1351	0.2898	2.7718	3.0092	4.8276	267.4210	85.9543	39.3089	50.7217	1.4871		
05/06/2013	92.9951	0.3221	3.1592	3.4322	5.4301	266.1629	321.5218	39.2992	50.7170	1.9534		
06/06/2013	93.3516	0.3451	3.3826	3.6664	5.6570	265.3537	94.2661	39.2926	50.7082	2.0678		
07/06/2013	91.6873	0.2989	3.3414	3.6158	5.4138	264.6208	92.7993	39.2949	50.7130	2.1470		
08/06/2013	93.5633	0.2990	3.3481	3.6308	5.1420	266.0802	84.7809	39.2926	50.7127	2.2086		
09/06/2013	93.0270	0.3486	2.7833	3.0576	5.1794	264.5864	75.8658	39.2958	50.7160	2.0150		
10/06/2013	94.9323	0.3790	2.7105	3.0565	4.9609	264.6329	75.4732	39.2963	50.7126	2.3758		
11/06/2013	93.7189	0.3122	3.1793	3.4525	4.3660	264.0815	60.2608	39.2960	50.7140	2.3142		
12/06/2013	92.0513	0.3207	3.7772	4.0748	5.1333	268.9679	84.4875	39.3434	50.7304	3.0445		
13/06/2013	93.0317	0.3154	3.6821	3.9975	4.8863	263.7463	92.1148	39.2933	50.7110	2.6310		
14/06/2013	92.7100	0.2739	3.1576	3.4245	5.3640	264.4274	321.5218	39.2957	50.7136	2.5254		
15/06/2013	93.6689	0.2630	3.3193	3.4857	4.8302	266.2505	321.5218	39.2931	50.7109	28.8264		
16/06/2013	93.4759	0.2269	3.9520	4.1748	5.0189	267.6731	92.5060	39.2949	50.7114	2.4198		
17/06/2013	92.9842	0.2481	3.9385	4.1203	5.2225	265.9203	91.4303	39.2939	50.7128	2.4374		
18/06/2013	91.3607	0.2946	3.7924	4.0616	5.4942	261.6999	90.4525	39.2968	50.7147	2.8686		
19/06/2013	93.6246	0.2891	4.6021	4.6747	6.0921	265.9004	86.2476	39.2940	50.7113	2.8422		
20/06/2013	94.3477	0.2362	3.2827	3.5083	5.4115	263.9315	126.7312	39.2945	50.7117	2.5782		
21/06/2013	92.6872	0.3040	2.9398	3.1229	5.5530	266.1301	93.4838	39.2955	50.7143	2.4990		
22/06/2013	93.8864	0.2964	4.8758	4.9348	5.6363	266.4189	321.5218	39.2937	50.7110	2.3846		
23/06/2013	94.7129	0.3083	3.5944	3.7916	5.1725	267.3534	83.7052	39.2930	50.7106	1.7159		
24/06/2013	93.9026	0.2568	3.1696	3.3937	5.3822	269.2005	74.9825	39.2920	50.7078	2.2086		
25/06/2013	92.3658	0.2759	3.5399	3.8158	5.7466	263.6178	82.1406	39.2933	50.7104	2.6222		
26/06/2013	92.8578	0.2601	3.5319	3.7095	5.2582	265.9669	91.6259	39.2983	50.7175	2.2174		
27/06/2013	93.0252	0.3061	3.4227	3.7288	4.9800	263.9718	110.7920	39.2951	50.7129	2.3758		
28/06/2013	93.0064	0.2816	3.7916	3.9884	5.3048	264.0557	83.4118	39.2934	50.7108	2.4638		
29/06/2013	93.6225	0.2730	3.0202	3.2523	4.9276	265.5970	82.7273	39.2952	50.7118	1.8126		
30/06/2013	94.1865	0.3197	3.5289	3.8486	5.6522	267.4151	76.9454	39.2945	50.7140	0.0088		

\*/ Los valores trimestrales se deberán reportar en los meses de enero, abril, julio y octubre de cada año, respecto del trimestre inmediato anterior.

<b>Mínimo</b>	91.3607	0.2269	2.0857	2.3134	3.8763	261.6999	60.2608	39.2920	50.7078	0.0088		
<b>Promedio</b>	93.5794	0.2946	3.3667	3.6086	5.1699	266.2068	134.1453	39.2970	50.7136	3.0416		
<b>Máximo</b>	96.6558	0.3995	4.8758	4.9348	6.0921	272.7922	321.5218	39.3434	50.7304	28.8264		
<b>Desv. Est.</b>	1.26394	0.04010	0.57185	0.53741	0.46088	2.50260	95.95715	0.00929	0.00424	4.90784		

Observaciones: DATOS OBTENIDOS DE LOS ANALIZADORES PROPIEDAD DE GDF SUEZ



**INFORME MENSUAL SOBRE LAS ESPECIFICACIONES DEL GAS NATURAL**  
(Registros Mínimos diarios)

PERMISIONARIO:	GDF Suez	<b>GDF SUEZ</b>
PUNTO DE MEDICIÓN:	Venta de Carpio	
ZONA DE MEDICIÓN:	SUR	

FECHA: (dd/mm/aa)	Metano (% vol)	Bióxido de Carbono (% vol)	Nitrógeno (% vol)	Total Inertes (% vol)	Etano (% vol)	Temperatura de Rocio (K)	Humedad (mg/m <sup>3</sup> )	Poder Calorífico (MJ/m <sup>3</sup> )	Índice Wobbe (MJ/m <sup>3</sup> )	Acido Sulfhídrico (mg/m <sup>3</sup> )	Azufre total* (mg/m <sup>3</sup> )	Oxígeno* (% vol)
	<b>83.0 MÍN.</b>	<b>3.0 MÁX.</b>	<b>6.0 MÁX.</b>	<b>6.0 MÁX.</b>	<b>11.0 MÁX.</b>	<b>271.15 MÁX.</b>	<b>110.0 MÁX.</b>	<b>36.8 MÍN.</b>	<b>47.3 MÍN.</b>	<b>6.0 MÁX.</b>	<b>150.0 MÁX.</b>	<b>0.2 MÁX.</b>
01/06/2013	91.7415	0.0962	1.1913	1.2900	1.7088	259.6144	58.4942	37.9141	49.4433	0.7303		
02/06/2013	93.5075	0.0947	0.9511	1.1531	1.8224	266.3082	57.9054	37.8774	49.7475	0.6951		
03/06/2013	92.5511	0.1724	0.9755	1.2013	2.1968	264.9004	57.3165	37.9392	49.3667	0.6599		
04/06/2013	91.8133	0.2240	2.3553	2.5820	3.8820	259.9843	59.6719	37.9234	49.3218	0.8007		
05/06/2013	91.0369	0.2067	2.4099	2.6307	4.0075	259.4162	61.7821	37.9927	49.1910	0.8975		
06/06/2013	90.6850	0.1890	2.3112	2.5002	3.7587	259.9293	63.8922	37.8900	49.1065	0.9943		
07/06/2013	90.6720	0.2374	2.7314	2.9787	4.7853	260.6925	55.2554	38.0743	49.1254	0.9943		
08/06/2013	90.8664	0.1753	2.3512	2.5265	3.2694	261.7842	52.4092	38.1064	49.1472	0.9679		
09/06/2013	91.2681	0.2578	2.3425	2.6818	3.8985	261.5688	55.4517	38.0309	49.4080	0.4312		
10/06/2013	91.7603	0.1786	2.0073	2.1860	2.5878	256.8132	52.8018	37.8328	49.2757	0.9503		
11/06/2013	92.0513	0.2267	2.2959	2.5541	3.4300	259.9082	55.6480	37.7961	49.0235	1.1527		
12/06/2013	90.5348	0.2721	3.1384	3.4129	4.1091	257.6768	56.0406	37.6634	48.7723	1.1439		
13/06/2013	90.7836	0.2036	2.6903	2.8948	3.7196	260.5226	55.4517	37.8306	49.0360	1.2407		
14/06/2013	90.9617	0.1999	2.6953	2.9132	3.9443	261.4331	60.3099	37.8894	49.1152	1.1439		
15/06/2013	91.3528	0.1628	2.5132	2.6760	3.3446	261.3177	62.7389	37.7116	48.9932	1.0955		
16/06/2013	90.6029	0.1302	2.6958	2.8259	3.3735	263.2003	65.1680	37.7082	48.6933	1.0471		
17/06/2013	90.5825	0.1299	3.0804	3.2339	3.5121	260.5730	59.8682	37.6309	48.7284	1.1791		
18/06/2013	90.1511	0.2289	3.3114	3.5403	4.7554	255.9072	61.3404	37.8343	48.7926	1.3111		
19/06/2013	89.4089	0.0727	2.3640	2.5566	3.3742	255.4993	55.8443	37.6989	48.4844	1.2407		
20/06/2013	90.7314	0.1764	1.9970	2.1734	3.1676	260.0135	71.0567	37.9021	49.1111	0.9679		
21/06/2013	91.0285	0.1814	2.4293	2.6761	4.2329	261.2781	58.4942	37.9673	49.2906	1.0119		
22/06/2013	89.1397	0.0563	2.1736	2.3669	3.3858	259.8157	57.1202	37.6480	48.3501	0.8755		
23/06/2013	90.7533	0.0641	1.5966	1.8279	3.1188	263.3342	55.7462	37.8862	48.9492	0.7391		
24/06/2013	90.9636	0.1752	1.8543	2.0991	3.6793	262.8588	44.8521	37.8630	49.1326	1.0559		
25/06/2013	90.0763	0.2004	2.3818	2.6249	4.4163	261.2007	51.3296	37.9975	49.0693	1.0559		
26/06/2013	91.3609	0.1776	2.5729	2.8286	3.9464	261.8930	51.9185	37.8495	48.9649	1.0207		
27/06/2013	91.1092	0.1327	2.7533	2.9083	3.7459	260.6742	59.6719	37.8316	48.9474	1.0559		
28/06/2013	90.3768	0.1852	2.2789	2.5407	3.9360	260.5975	59.6719	37.8441	48.8919	0.9679		
29/06/2013	91.5919	0.1377	2.3328	2.5802	3.1207	260.8230	44.4595	37.8286	49.1957	1.0119		
30/06/2013	90.1287	0.1380	2.2011	2.3391	3.0870	262.0250	44.7540	37.9168	49.0286	0.9899		

\*/ Los valores trimestrales se deberán reportar en los meses de enero, abril, julio y octubre de cada año, respecto del trimestre inmediato anterior.

Mínimo	89.1397	0.0563	0.9511	1.1531	1.7088	255.4993	44.4595	37.6309	48.3501	0.4312		
Promedio	90.9864	0.1695	2.2994	2.5101	3.5106	260.7188	56.8822	37.8626	49.0568	0.9810		
Máximo	93.5075	0.2721	3.3114	3.5403	4.7853	266.3082	71.0567	38.1064	49.7475	1.3111		
Desv. Est.	0.86986	0.05538	0.55894	0.56822	0.73297	2.30218	5.86340	0.12038	0.28569	0.19158		

Observaciones: DATOS OBTENIDOS DE LOS ANALIZADORES PROPIEDAD DE GDF SUEZ