

INFORME MENSUAL SOBRE LAS ESPECIFICACIONES DEL GAS NATURAL

(Valores promedio diarios)

PERMISIONARIO:	GASODUCTO ROSARITO
PUNTO DE MEDICIÓN:	ENERGÍA COSTA AZUL
ZONA DE MEDICIÓN:	RESTO DEL PAÍS

FECHA: (dd/mm/aa)	Metano (% vol)	Dióxido de Carbono (% vol)	Nitrógeno (% vol)	Total Inertes (% vol)	Etano (% vol)	Temperatura de Roca (K)	Humedad (mg/m ³)	Poder Calorífico (MJ/m ³)	Índice Wobbe (MJ/m ³)	Ácido Sulfúrico (mg/m ³)	Azufre total* (mg/m ³)	Oxígeno* (% vol)
01/03/15	99.0183	0.0000	0.8736	0.8736	0.0914	175.7961	0.4883	37.2412	50.0372	0.0114	Menor a 10.8	N.D.
02/03/15	98.7281	0.0000	1.2356	1.2356	0.0278	174.3714	0.8723	37.4327	49.7741	0.0133		
03/03/15	99.6147	0.0004	0.3580	0.3584	0.0238	174.6493	0.4945	37.5799	50.3772	0.0155		
04/03/15	99.6932	0.0015	0.2483	0.2498	0.0461	182.9760	0.4667	37.6335	50.4590	0.0165		
05/03/15	99.7928	0.0023	0.2139	0.2162	0.0402	182.9971	0.4825	37.6446	50.4817	0.0402		
06/03/15	99.5154	0.0044	0.4151	0.4195	0.0456	193.0843	0.5061	37.5776	50.3453	0.0435		
07/03/15	99.6666	0.0026	0.2902	0.2927	0.0313	185.4372	0.4988	37.6128	50.4264	0.0310		
08/03/15	99.6393	0.0010	0.3097	0.3107	0.0452	177.2589	0.4808	37.6053	50.4140	0.0148		
09/03/15	99.5192	0.0012	0.4026	0.4038	0.0582	182.9758	0.7142	37.2835	50.3571	0.0132		
10/03/15	95.5642	0.0002	4.1592	4.1594	0.2149	187.1828	1.1031	36.2367	47.8970	0.0119		
11/03/15	98.1194	0.0007	1.3905	1.3913	0.5058	182.1229	1.2041	37.3741	49.8041	0.0119		
12/03/15	99.1629	0.0001	0.3168	0.3169	0.3679	188.4564	1.1658	37.7845	50.5120	0.0154		
13/03/15	99.3593	0.0000	0.2942	0.2942	0.2291	194.6708	1.2364	37.7427	50.4992	0.0235		
14/03/15	99.6269	0.0000	0.2363	0.2363	0.1030	185.2283	1.4572	37.6703	50.4865	0.0305		
15/03/15	99.7495	0.0000	0.2044	0.2044	0.0406	179.8011	0.6867	37.6438	50.4870	0.0302		
16/03/15	99.6556	0.0000	0.2303	0.2303	0.1022	176.8414	0.8997	37.6560	50.4815	0.0373		
17/03/15	99.6426	0.0000	0.2520	0.2520	0.0988	173.8346	0.4831	37.6480	50.4638	0.0197		
18/03/15	99.6221	0.0000	0.2542	0.2542	0.1173	173.7294	0.7462	37.6474	50.4651	0.0119		
19/03/15	99.7935	0.0029	0.1289	0.1318	2.3725	203.7424	0.7573	38.7975	51.1618	0.0118		
20/03/15	99.6722	0.0000	0.2574	0.2574	0.0645	172.3685	0.6169	37.6306	50.4541	0.0117		
21/03/15	99.7176	0.0000	0.2401	0.2401	0.0379	170.6080	0.5041	37.6285	50.4613	0.0119		
22/03/15	99.7248	0.0000	0.2403	0.2404	0.0302	170.1394	0.4913	37.6264	50.4599	0.0119		
23/03/15	99.7185	0.0000	0.2473	0.2473	0.0293	170.6252	0.8352	37.6237	50.4551	0.0138		
24/03/15	99.7284	0.0000	0.2452	0.2452	0.0223	169.8497	0.6872	37.6219	50.4551	0.0119		
25/03/15	99.7313	0.0000	0.2402	0.2402	0.0240	169.9162	0.4828	37.6245	50.4589	0.0118		
26/03/15	99.7468	0.0000	0.2286	0.2286	0.0211	169.0396	0.5173	37.6275	50.4662	0.0117		
27/03/15	99.7506	0.0001	0.2268	0.2268	0.0194	169.0365	0.5279	37.6275	50.4671	0.0114		
28/03/15	99.7502	0.0000	0.2275	0.2275	0.0190	168.9066	0.5272	37.6271	50.4665	0.0112		
29/03/15	99.7510	0.0000	0.2261	0.2261	0.0197	168.7064	0.5205	37.6278	50.4676	0.0111		
30/03/15	99.7507	0.0000	0.2240	0.2240	0.0217	168.7347	0.7290	37.6294	50.4695	0.0143		
31/03/15	99.7557	0.0000	0.2213	0.2213	0.0200	168.5889	0.4790	37.6296	50.4709	0.0112		

* / Los valores trimestrales se deberán reportar en los meses de enero, abril, julio y octubre de cada año, respecto del trimestre inmediato anterior.

** N.D.: No detectado

Mínimo	95.5642	0.0000	0.1289	0.1318	0.0190	168.5889	0.4667	36.2367	47.8970	0.0111
Promedio	99.3297	0.0006	0.4703	0.4708	0.1578	177.6025	0.5925	37.5913	50.3381	0.0177
Máximo	99.7557	0.0044	4.1592	4.1584	2.3725	203.7424	1.4572	38.7975	51.1618	0.0435
Desv. Est.	0.926148147	0.001084457	0.739409882	0.739339171	0.425279268	9.089796833	0.2770324	0.350234925	0.507322666	0.009542284

Observaciones:

Se hizo el reporte de los días indicados con valores fuera de especificación; no afectó al cliente porque se mezcló con otra corriente mayor de gas y se normalizaron los valores.

INFORME MENSUAL SOBRE LAS ESPECIFICACIONES DEL GAS NATURAL

(Registros máximos diarios)

PERMISIONARIO:	GASODUCTO ROSARITO
PUNTO DE MEDICIÓN:	ENERGIA COSTA AZUL
ZONA DE MEDICIÓN:	RESTO DEL PAÍS

FECHA: (dd/mm/aa)	Metano (% vol)	Bióxido de Carbono (% vol)	Nitrógeno (% vol)	Total Inertes (% vol)	Etano (% vol)	Temperatura de Rocío (K)	Humedad (mg/m3)	Poder Calorífico (MJ/m3)	Índice Wobbe (MJ/m3)	Acido Sulfhídrico (mg/m3)
01/03/15	99.1786	0.0005	0.9082	0.9087	1.2882	182.8948	1.2230	38.7071	50.6854	0.0244
02/03/15	98.9465	0.0005	1.4313	1.4318	0.3888	180.5825	1.2233	37.5308	50.4288	0.0422
03/03/15	99.7331	0.0040	0.5095	0.5135	1.3477	189.8001	0.5925	37.9201	50.4034	0.0205
04/03/15	99.7147	0.0041	0.3137	0.3178	2.3086	203.6379	1.2312	37.9975	50.6965	0.0233
05/03/15	99.7548	0.0034	0.8504	0.8538	0.9923	196.8739	0.8727	37.7768	50.6035	0.0416
06/03/15	99.6285	0.0045	0.5698	0.5743	1.8608	195.2902	0.9329	38.5186	50.7935	0.0435
07/03/15	99.7420	0.0031	0.7878	0.7909	1.1026	188.3064	0.7323	38.6379	50.7715	0.0415
08/03/15	99.6477	0.0039	0.7159	0.7198	1.0516	194.3062	1.1007	37.9058	50.7415	0.0197
09/03/15	99.6645	0.0024	0.6568	0.6592	1.6813	191.8785	0.8568	38.1077	50.5684	0.0336
10/03/15	97.1909	0.0033	4.2592	4.2625	1.5091	197.6153	1.2198	37.1545	49.7254	0.0253
11/03/15	99.7446	0.0027	2.0737	2.0764	1.8767	203.0035	1.3787	38.1855	50.3846	0.0200
12/03/15	99.4140	0.0005	0.3825	0.3830	1.7404	191.0210	1.4101	38.2595	50.6434	0.0176
13/03/15	99.6982	0.0027	0.3881	0.3908	0.2985	196.5472	1.3094	38.5510	50.5498	0.0405
14/03/15	99.6417	0.0024	0.3913	0.3937	1.7484	203.3557	1.4573	38.0434	50.8612	0.0380
15/03/15	99.7535	0.0026	0.3869	0.3895	0.7099	179.3448	0.7170	38.1864	51.1123	0.0417
16/03/15	99.6883	0.0009	0.7814	0.7823	0.2940	190.0923	0.9449	38.7467	51.0535	0.0389
17/03/15	99.6706	0.0025	0.4611	0.4636	0.7465	174.3820	0.7937	38.5811	51.1397	0.0318
18/03/15	99.7071	0.0036	0.2719	0.2755	1.1887	177.2834	0.7805	38.4180	50.4735	0.0145
19/03/15	97.5248	0.0032	0.8274	0.8306	2.3725	203.7425	1.3465	38.7976	51.1619	0.0309
20/03/15	99.6912	0.0044	0.7534	0.7578	2.1881	198.0040	1.4050	38.4378	50.4998	0.0231
21/03/15	99.7369	0.0031	0.6219	0.6250	0.9458	203.5560	0.6059	38.6569	50.9736	0.0265
22/03/15	99.7314	0.0022	0.3366	0.3388	1.2196	194.8171	1.0770	38.7006	50.5109	0.0156
23/03/15	99.7436	0.0004	0.2531	0.2535	0.9910	195.8537	1.4310	37.7939	50.7536	0.0208
24/03/15	99.7370	0.0002	0.5773	0.5775	1.9102	178.4226	0.5173	38.5489	51.1362	0.0264
25/03/15	99.7392	0.0007	0.6057	0.6064	1.8799	202.2521	0.9928	38.4134	51.1290	0.0248
26/03/15	99.7524	0.0037	0.2757	0.2794	1.9755	199.7895	0.6500	37.8540	50.9101	0.0224
27/03/15	99.7514	0.0026	0.3327	0.3353	0.8871	173.4456	1.3751	38.6767	50.8014	0.0197
28/03/15	99.7506	0.0026	0.3109	0.3135	2.3487	179.9253	0.9928	38.6857	50.5582	0.0135
29/03/15	99.7515	0.0017	0.3839	0.3856	1.6551	188.9547	1.3643	38.0454	50.5126	0.0365
30/03/15	99.7538	0.0043	0.3136	0.3179	1.6925	186.6813	1.3575	38.5284	50.7406	0.0214
31/03/15	99.7557	0.0005	0.3876	0.3881	0.0960	177.1841	1.2919	38.3922	50.5232	0.0300
Máximo	99.7557	0.0045	4.2592	4.2625	2.3725	203.7425	1.4573	38.7976	51.1619	0.0435

Observaciones:

Se hizo el reporte de los días indicados con valores fuera de especificación, no afectó al cliente porque se mezcla con otra corriente mayor de gas y se normalizaron los valores.

INFORME MENSUAL SOBRE LAS ESPECIFICACIONES DEL GAS NATURAL

(Registros mínimos diarios)

PERMISIONARIO:	GASODUCTO ROSARITO
PUNTO DE MEDICIÓN:	ENERGIA COSTA AZUL
ZONA DE MEDICIÓN:	RESTO DEL PAÍS

FECHA: (dd/mm/aa)	Metano (% vol)	Bóxido de Carbono (% vol)	Nitrógeno (% vol)	Total Inertes (% vol)	Etano (% vol)	Temperatura de Rocío (K)	Humedad (mg/m3)	Poder Calorífico (MJ/m3)	Índice Wobbe (MJ/m3)	Acido Sulfhídrico (mg/m3)
01/03/15	97.8464	0.0000	0.1547	0.1547	0.0892	173.8515	0.4691	37.1462	48.0059	0.0113
02/03/15	97.5075	0.0000	0.2012	0.2012	0.0214	172.5123	0.5097	37.3879	48.0828	0.0127
03/03/15	96.1229	0.0002	0.3008	0.3010	0.0211	171.8889	0.4920	37.5572	48.0285	0.0135
04/03/15	98.9316	0.0010	0.1392	0.1402	0.0439	182.2670	0.4668	37.5863	48.0375	0.0128
05/03/15	97.1768	0.0010	0.1477	0.1487	0.0288	179.7335	0.4795	37.3886	48.9280	0.0263
06/03/15	96.9785	0.0006	0.3989	0.3995	0.0349	187.8617	0.4684	37.3866	49.5316	0.0214
07/03/15	96.7472	0.0017	0.1662	0.1679	0.0295	169.0854	0.4936	37.6122	48.4877	0.0246
08/03/15	96.8759	0.0009	0.2868	0.2877	0.0391	172.5134	0.4730	37.4132	48.2136	0.0138
09/03/15	99.2201	0.0009	0.1948	0.1957	0.0332	176.3631	0.7135	37.0841	47.9290	0.0117
10/03/15	95.5643	0.0000	2.5880	2.5880	0.0793	174.0120	1.0566	36.2045	47.8971	0.0114
11/03/15	96.2214	0.0005	0.6473	0.6478	0.1156	177.0227	0.5642	37.3627	49.6549	0.0114
12/03/15	98.5111	0.0000	0.2553	0.2553	0.3367	188.3635	0.6144	37.7073	49.7869	0.0141
13/03/15	98.4733	0.0000	0.1979	0.1979	0.1215	176.7798	0.6584	37.3189	49.9193	0.0117
14/03/15	98.4250	0.0000	0.1800	0.1800	0.0616	171.5979	0.8721	37.4395	50.3906	0.0284
15/03/15	97.5107	0.0000	0.1652	0.1652	0.0338	171.5817	0.5935	37.4146	48.2061	0.0132
16/03/15	99.5825	0.0000	0.2228	0.2228	0.0813	170.3821	0.5960	37.4115	50.4604	0.0247
17/03/15	97.0154	0.0000	0.1740	0.1740	0.0859	173.8074	0.4779	37.4353	50.3624	0.0156
18/03/15	99.2842	0.0000	0.1321	0.1321	0.0854	169.6160	0.5136	37.3835	48.7060	0.0118
19/03/15	96.4890	0.0008	0.1290	0.1298	2.3157	191.5863	0.6248	38.2610	49.6920	0.0113
20/03/15	98.9875	0.0000	0.2152	0.2152	0.0264	169.2338	0.5504	37.4947	49.8912	0.0115
21/03/15	98.2552	0.0000	0.1990	0.1990	0.0334	169.4262	0.4743	37.5309	48.0656	0.0114
22/03/15	97.1101	0.0000	0.2073	0.2073	0.0286	168.7149	0.4798	37.5432	49.0687	0.0114
23/03/15	99.5806	0.0000	0.2074	0.2074	0.0276	168.8774	0.5870	37.3521	49.2655	0.0136
24/03/15	97.4677	0.0000	0.2142	0.2142	0.0222	169.2945	0.4681	37.4752	50.2571	0.0118
25/03/15	99.4387	0.0000	0.1321	0.1321	0.0206	168.9173	0.4719	37.5105	49.9643	0.0116
26/03/15	97.3918	0.0000	0.1942	0.1942	0.0203	168.9789	0.5166	37.3648	49.3138	0.0116
27/03/15	96.0697	0.0000	0.2213	0.2213	0.0198	168.8975	0.4952	37.3598	49.1952	0.0114
28/03/15	99.5599	0.0000	0.2239	0.2239	0.0191	168.6081	0.4793	37.5058	50.0446	0.0112
29/03/15	97.5874	0.0000	0.1792	0.1792	0.0192	168.6926	0.4932	37.3247	49.9532	0.0112
30/03/15	98.2306	0.0000	0.1468	0.1468	0.0195	168.7308	0.6217	37.4020	48.2138	0.0128
31/03/15	96.9004	0.0000	0.1337	0.1635	0.0197	168.5889	0.4709	37.4518	49.9634	0.0112

Mínimo	95.5643	0.0000	0.1250	0.1291	0.0191	168.5889	0.4668	36.2045	47.8971	0.0112
--------	---------	--------	--------	--------	--------	----------	--------	---------	---------	--------

Observaciones:

Se hizo el reporte de los días indicados con valores fuera de especificación, no afectó al cliente porque se mezcla con otra corriente mayor de gas y se normalizaron los valores.

INFORME MENSUAL SOBRE LAS ESPECIFICACIONES DEL GAS NATURAL
(Valores promedio diarios)

PERMISIONARIO:	GASODUCTO ROSARITO
PUNTO DE MEDICIÓN:	ENERGIA AZTECA
ZONA DE MEDICIÓN:	RESTO DEL PAÍS


FECHA: (dd/mm/aa)	Metano (% vol)	Dióxido de Carbono (% vol)	Nitrógeno (% vol)	Total Inertes (% vol)	Etano (% vol)	Temperatura de Rocío (°C)	Humedad (mg/m3)	Poder Calorífico (MJ/m3)	Índice Wobbe (MJ/m3)	Ácido Sulfhídrico (mg/m3)	Azufre total* (mg/m3)	Oxígeno* (% vol)
01/03/15	93.6812	0.5892	1.1711	1.8604	4.1821	216.3071	20.4594	38.4538	49.9925	1.1906	Menor a 10.8	N.D.
02/03/15	93.7813	0.7097	1.1645	1.8743	4.0840	215.5100	20.8483	38.4095	49.9498	1.0963		
03/03/15	92.9737	0.9674	0.9174	1.8848	4.7134	218.5419	18.3862	38.6948	50.1806	0.8110		
04/03/15	94.1089	0.4810	1.3352	1.8162	3.8614	214.4708	22.0065	38.3963	49.9039	1.2172		
05/03/15	93.4943	0.6994	1.1334	1.8328	4.3830	215.0721	22.8526	38.5642	50.0836	1.0146		
06/03/15	93.5010	0.6624	1.1234	1.7858	4.3320	215.7414	20.7641	38.5900	50.1114	1.1406		
07/03/15	94.1766	0.6062	1.3218	1.9280	3.6585	216.5756	22.1632	38.2555	49.8113	1.3213		
08/03/15	94.2148	0.5367	1.2922	1.9289	3.5035	219.3773	21.6005	38.2860	49.8368	1.1948		
09/03/15	93.7876	0.6517	1.2013	1.8530	4.0470	216.4782	22.2670	38.4394	49.8913	0.7512		
10/03/15	93.7742	0.6588	1.1828	1.8416	4.0721	217.2572	19.5512	38.4526	49.9894	0.2081		
11/03/15	93.7370	0.6907	1.1496	1.8403	4.0993	216.3518	20.1213	38.4673	50.0138	0.0401		
12/03/15	93.7760	0.9302	0.8698	1.8000	4.4503	218.7639	17.4079	38.6756	50.2155	1.0272		
13/03/15	93.8505	0.7231	1.0539	1.7770	4.0163	217.3186	19.9012	38.4895	50.0731	1.3359		
14/03/15	93.6841	0.6692	1.0986	1.7679	4.1984	217.8188	21.8467	38.5408	50.0977	1.0545		
15/03/15	93.4529	0.6830	1.0756	1.7587	4.3969	217.8645	21.6482	38.6259	50.1556	1.0150		
16/03/15	93.5464	0.6960	1.0513	1.7473	4.2841	219.8916	21.4411	38.6228	50.1625	1.0456		
17/03/15	93.6264	0.7369	1.0558	1.7927	4.1551	218.7285	21.8909	38.5689	50.1108	1.0388		
18/03/15	93.5870	0.8411	1.0833	1.9244	4.1518	217.5969	22.1441	38.4591	49.9911	0.9783		
19/03/15	93.5911	0.7812	1.0738	1.8550	4.2067	216.9854	21.8397	38.5085	50.0514	0.9582		
20/03/15	93.7201	0.8543	0.9515	1.8059	4.0629	218.5982	21.5653	38.5300	50.1063	0.8058		
21/03/15	93.6801	0.7897	1.0727	1.8624	4.0980	218.6192	23.2259	38.4843	50.0384	0.9029		
22/03/15	93.8465	0.7526	1.0877	1.8403	3.9970	216.7129	23.7983	38.4844	50.0059	0.9304		
23/03/15	93.9927	0.6952	1.1264	1.8217	3.8594	216.5014	23.1777	38.4061	49.9882	0.9685		
24/03/15	93.9830	0.6888	1.1547	1.8435	3.8626	216.6131	23.4255	38.3890	49.9720	1.0017		
25/03/15	93.7459	0.6903	1.1570	1.8472	4.0038	216.4128	24.1218	38.4845	50.0141	1.0200		
26/03/15	93.7864	0.6878	1.1736	1.8614	3.9219	217.5170	24.1870	38.4765	49.9971	1.0679		
27/03/15	93.2060	0.8874	0.9423	1.8294	4.4136	218.6661	20.8374	38.7069	50.2053	0.8669		
28/03/15	93.4253	0.8790	0.9554	1.8344	4.2995	217.1727	21.2840	38.6000	50.1357	0.8739		
29/03/15	93.3424	0.8379	1.0025	1.8404	4.4300	216.0980	21.8283	38.6000	50.1108	0.8696		
30/03/15	93.4110	0.8019	1.0572	1.8591	4.3526	217.4460	22.4141	38.5662	50.0803	0.8825		
31/03/15	93.1459	0.8321	1.0347	1.8668	4.5447	218.8294	21.2998	38.6603	50.1511	0.7976		

*/ Los valores trimestrales se deberán reportar en los meses de enero, abril, julio y octubre de cada año, respecto del trimestre inmediato anterior.

** N.D.: No detectado

Mínimo	92.9737	0.4810	0.8698	1.7473	3.5035	214.4708	17.4079	38.2555	49.8113	0.0401		
Promedio	93.6474	0.7391	1.0991	1.8381	4.1501	217.2980	21.6219	38.5090	50.0491	0.9493		
Máximo	94.2148	0.9674	1.3352	1.9289	4.7134	219.8916	24.1870	38.7069	50.2155	1.3359		
Desv. Est.	0.293582285	0.103660295	0.109991835	0.045521546	0.258990066	1.255415996	1.533941454	0.113679593	0.059056269	0.264966002		

Observaciones:



INFORME MENSUAL SOBRE LAS ESPECIFICACIONES DEL GAS NATURAL

(Registros máximos diarios)

PERMISIONARIO:	GASODUCTO ROSARITO
PUNTO DE MEDICIÓN:	ENERGIA AZTECA
ZONA DE MEDICIÓN:	RESTO DEL PAÍS

FECHA: (dd/mm/aa)	Metano (% vol)	Bóxido de Carbono (% vol)	Nitrógeno (% vol)	Total Inertes (% vol)	Etano (% vol)	Temperatura de Rocío (K)	Humedad (mg/m3)	Poder Calorífico (MJ/m3)	Índice Wobbe (MJ/m3)	Acido Sulfidrico (mg/m3)
01/03/15	93.9584	0.9324	1.2172	1.8672	4.4431	216.6088	23.0738	38.5210	50.1139	1.2249
02/03/15	93.8383	0.8454	1.3096	1.9235	4.4963	216.2656	24.0095	38.4098	50.1507	1.1444
03/03/15	93.3309	0.9675	0.9968	1.8899	4.7134	219.2341	21.8010	38.6960	50.2130	1.1122
04/03/15	94.1943	0.6339	1.3353	1.8459	4.0831	216.5720	22.4720	38.5965	50.1880	1.2707
05/03/15	93.7055	0.9026	1.2244	1.8342	4.5822	219.3509	23.5184	38.6323	50.1541	1.2077
06/03/15	93.7199	0.8071	1.2683	1.8278	4.4573	217.9642	21.4952	38.6327	50.1335	1.3111
07/03/15	94.2139	0.7917	1.3342	1.9287	4.5338	219.3310	22.8608	38.5286	49.9791	1.3254
08/03/15	94.2149	0.8259	1.3164	1.9290	4.0865	219.3999	22.2026	38.3376	49.9963	1.3199
09/03/15	93.9594	0.6601	1.3216	1.8808	4.4173	218.9420	23.6494	38.6164	50.0624	1.2847
10/03/15	93.9248	0.6950	1.3253	1.8904	4.2275	218.5120	22.6892	38.5446	50.1410	0.9315
11/03/15	93.8189	0.9604	1.2339	1.8481	4.5152	219.2814	23.0447	38.6195	50.0941	0.5149
12/03/15	93.3727	0.9554	1.1593	1.8932	4.5943	218.8055	18.7424	38.6867	50.2156	1.1575
13/03/15	94.2112	0.8919	1.2004	1.9247	4.2622	219.4293	23.0060	38.6787	50.1679	1.3359
14/03/15	93.7084	0.7721	1.1816	1.7853	4.2842	218.2428	23.2526	38.6577	50.1065	1.1930
15/03/15	93.9703	0.7898	1.3087	1.8679	4.6374	219.8561	23.6050	38.6595	50.1784	1.2705
16/03/15	93.9169	0.7107	1.0952	1.8226	4.3762	219.8916	21.9998	38.6931	50.1909	1.1395
17/03/15	94.0832	0.8200	1.2963	1.8745	4.2970	219.6624	22.3224	38.6863	50.1471	1.1144
18/03/15	94.1837	0.9620	1.1296	1.9281	4.3217	218.5388	23.3729	38.5115	50.0241	1.1193
19/03/15	93.9235	0.8876	1.1901	1.8890	4.6934	219.6147	23.6221	38.5350	50.1721	1.1613
20/03/15	93.9153	0.9099	1.0312	1.8116	4.6413	219.7613	24.0289	38.6250	50.1888	1.2683
21/03/15	94.0805	0.8630	1.2029	1.8765	4.5360	218.1891	23.2766	38.5810	50.1164	1.1078
22/03/15	94.0537	0.8955	1.1000	1.8785	4.4098	218.9235	24.0086	38.5143	50.0110	1.1201
23/03/15	94.1936	0.7596	1.3274	1.8348	4.1343	219.2708	23.7891	38.4995	50.0205	1.2235
24/03/15	94.1155	0.9383	1.1699	1.9257	4.4753	217.3189	23.5280	38.5778	50.0517	1.0027
25/03/15	94.1667	0.7898	1.3021	1.8760	4.4734	216.4402	24.1332	38.5693	50.0446	1.0734
26/03/15	94.1664	0.7509	1.1951	1.8961	4.5156	219.5756	24.1871	38.6304	50.1985	1.1672
27/03/15	93.3165	0.9229	1.1243	1.9248	4.6764	218.8543	21.7184	38.7069	50.2125	1.2727
28/03/15	93.8755	0.9196	1.3028	1.8972	4.5498	218.4761	23.2022	38.6595	50.2018	1.1336
29/03/15	94.2017	0.8490	1.0385	1.9209	4.5233	218.8145	23.4704	38.6024	50.1709	1.1362
30/03/15	93.7877	0.8781	1.1746	1.9174	4.4749	217.5749	23.3250	38.6106	50.1266	1.2095
31/03/15	93.2169	0.8510	1.2523	1.9187	4.6147	219.7480	22.2913	38.7039	50.2091	0.9574

Máximo	94.2149	0.9675	1.3353	1.9290	4.7134	219.8916	24.1871	38.7069	50.2156	1.3359
--------	---------	--------	--------	--------	--------	----------	---------	---------	---------	--------

Observaciones:

--

INFORME MENSUAL SOBRE LAS ESPECIFICACIONES DEL GAS NATURAL

(Registros mínimos diarios)

PERMISIONARIO:	GASODUCTO ROSARITO
PUNTO DE MEDICIÓN:	ENERGIA AZTECA
ZONA DE MEDICIÓN:	RESTO DEL PAÍS

FECHA: (dd/mm/aa)	Metano (% vol)	Bióxido de Carbono (% vol)	Nitrógeno (% vol)	Total Inertes (% vol)	Etano (% vol)	Temperatura de Rocio (K)	Humedad (mg/m3)	Poder Calorífico (MJ/m3)	Índice Wobbe (MJ/m3)	Acido Sulhídrico (mg/m3)
01/03/15	93.5497	0.6358	1.0541	1.6899	3.7849	215.2025	17.9743	38.4067	49.8279	0.6620
02/03/15	93.1601	0.4843	1.0097	1.4880	3.7607	215.1430	20.7772	38.3988	49.9082	1.0175
03/03/15	92.9738	0.4936	0.8811	1.3747	3.5877	217.0411	17.7363	38.3778	49.9283	0.4624
04/03/15	93.6093	0.4810	0.9195	1.4005	3.8058	214.4708	20.1521	38.2869	49.8515	0.2465
05/03/15	93.2668	0.5595	1.1180	1.6775	4.0640	214.4772	21.9079	38.4712	50.0512	0.8002
06/03/15	92.9889	0.5097	1.1100	1.6197	3.7840	215.1191	18.4875	38.4498	49.9691	0.9031
07/03/15	93.6457	0.5123	1.3054	1.8177	3.5754	214.4752	18.3941	38.2555	49.8113	0.2387
08/03/15	93.4441	0.5252	1.0547	1.5799	3.5035	216.9726	20.7479	38.2677	49.8186	0.1383
09/03/15	93.5964	0.4953	1.1875	1.6828	3.7126	214.5930	21.1469	38.3067	49.9857	0.4754
10/03/15	93.5027	0.5196	0.8920	1.4116	4.0685	215.2712	19.3383	38.4418	49.8783	0.0543
11/03/15	93.3305	0.5623	1.0043	1.5666	3.5540	216.2772	18.7412	38.2822	49.8879	0.0402
12/03/15	93.1981	0.7135	0.8699	1.5814	3.9630	216.8653	17.4079	38.3072	50.0645	0.3832
13/03/15	93.8446	0.5570	1.0189	1.5759	3.9856	216.8238	18.9687	38.4870	49.9326	1.0421
14/03/15	93.3325	0.6328	1.0257	1.6585	4.1204	217.0290	21.6067	38.3142	49.9125	0.7403
15/03/15	93.2052	0.5917	1.0299	1.6216	3.6748	216.1995	19.6235	38.3327	50.0268	0.8218
16/03/15	93.4832	0.5197	1.0442	1.5639	3.7846	214.5516	20.1763	38.4860	50.0341	0.1172
17/03/15	93.0880	0.7128	0.9350	1.6478	4.0947	215.0376	20.0916	38.3921	49.9150	0.8891
18/03/15	93.0967	0.7916	0.9374	1.7290	3.8575	215.8174	18.6593	38.2673	49.8453	0.7469
19/03/15	93.5846	0.5475	1.0165	1.5640	3.6641	216.2130	20.8628	38.3129	49.9789	0.7038
20/03/15	93.4726	0.5235	0.9431	1.4666	3.8824	216.2188	19.9215	38.4671	49.9900	0.7464
21/03/15	93.1778	0.4979	0.9801	1.4780	3.6791	215.8191	21.2244	38.4571	49.8346	0.4217
22/03/15	93.2658	0.6598	0.9654	1.6252	3.5427	215.7238	19.3103	38.2690	49.9371	0.2491
23/03/15	93.2275	0.5102	0.9252	1.4354	3.5905	215.0439	18.2054	38.2585	49.8411	0.8172
24/03/15	93.2451	0.6344	1.0957	1.7301	3.7449	214.6952	18.6450	38.3470	49.8585	0.5330
25/03/15	93.1890	0.4825	1.0476	1.5301	3.9592	215.0059	20.8319	38.4619	49.8522	0.3317
26/03/15	93.7024	0.5063	1.1696	1.6759	3.7111	214.8378	20.1655	38.4478	49.9508	0.2034
27/03/15	93.1753	0.8170	0.9024	1.7194	3.5850	217.3723	18.7107	38.5129	50.2001	0.6659
28/03/15	93.2880	0.5999	0.8843	1.4842	3.6074	215.0334	21.2386	38.5487	49.9138	0.3733
29/03/15	93.2365	0.6384	0.8864	1.5248	4.3261	215.9106	17.6801	38.2999	49.9285	0.5026
30/03/15	93.1077	0.5465	0.9705	1.5170	3.8116	217.0569	22.1242	38.3601	50.0316	0.0615
31/03/15	93.0492	0.7049	0.9101	1.8147	4.5201	216.0843	19.2791	38.3090	50.0261	0.3957

Mínimo	92.9738	0.4810	0.8699	1.3515	3.5035	214.4708	17.4079	38.2555	49.8113	0.0402
--------	---------	--------	--------	--------	--------	----------	---------	---------	---------	--------

Observaciones:

--

INFORME MENSUAL SOBRE LAS ESPECIFICACIONES DEL GAS NATURAL
(Valores promedio diarios)

PERMISIONARIO:	GASODUCTO ROSARITO
PUNTO DE MEDICIÓN:	ENERGIA DE BAJA CALIFORNIA
ZONA DE MEDICIÓN:	RESTO DEL PAÍS


FECHA: (dd/mm/aa)	Metano (% vol)	Dioxido de Carbono (% vol)	Nitrogeno (% vol)	Total Inertes (% vol)	Etano (% vol)	Temperatura de Rocio (K)	Humedad (mg/m3)	Poder Calorifico (MJ/m3)	Indice Weibbe (MJ/m3)	Acido Sulfhidrico (mg/m3)	Azufre total* (mg/m3)	Oxigeno* (% vol)
01/03/15	93.6812	0.6892	1.1731	1.8504	4.1821	216.3071	20.4594	38.4538	49.9925	1.1906	Menor a 10.8	N.D.
02/03/15	93.7813	0.7097	1.1645	1.8743	4.0840	215.5100	20.8483	38.4095	49.8498	1.0963		
03/03/15	92.9737	0.9674	0.8174	1.8848	4.7134	218.5419	18.3862	38.6948	50.1806	0.8110		
04/03/15	94.1089	0.4810	1.3352	1.8162	3.8614	214.4708	22.0065	38.3363	49.9039	1.2172		
05/03/15	93.4343	0.6994	1.1334	1.8328	4.3830	215.0721	27.8526	38.5642	50.0836	1.0146		
06/03/15	93.5010	0.6624	1.1234	1.7858	4.3320	216.7414	20.7841	38.5900	50.1114	1.1405		
07/03/15	94.1766	0.6062	1.3218	1.9280	3.6585	216.5756	22.1632	38.2555	49.8113	1.3213		
08/03/15	94.2148	0.6367	1.2922	1.9289	3.5035	219.3773	21.6005	38.2860	49.8368	1.1948		
09/03/15	93.7876	0.6517	1.2013	1.8530	4.0470	216.4782	22.2620	38.4394	49.9913	0.7512		
10/03/15	93.7742	0.5588	1.1828	1.8416	4.0721	217.2572	19.5512	38.4526	49.9894	0.2081		
11/03/15	93.7870	0.6907	1.1496	1.8403	4.0993	216.3518	20.1213	38.4673	50.0138	0.0401		
12/03/15	93.2760	0.9302	0.8698	1.8000	4.4603	218.7639	17.4079	38.6756	50.2155	1.0277		
13/03/15	93.8505	0.7231	1.0539	1.7770	4.0163	217.3186	19.3012	38.4895	50.0731	1.3359		
14/03/15	93.6841	0.6692	1.0986	1.7679	4.1984	217.8188	21.8467	38.5408	50.0977	1.0545		
15/03/15	93.4529	0.6830	1.0756	1.7587	4.3969	217.8645	21.6482	38.6259	50.1556	1.0150		
16/03/15	93.5464	0.6960	1.0513	1.7473	4.2841	219.8916	21.4411	38.6228	50.1625	1.0456		
17/03/15	93.6264	0.7369	1.0558	1.7927	4.1551	218.7285	21.8909	38.5689	50.1108	1.0388		
18/03/15	93.5870	0.8411	1.0833	1.9244	4.1518	217.5969	22.1441	38.4591	49.9911	0.8783		
19/03/15	93.5911	0.7812	1.0738	1.8550	4.2067	216.9854	21.8397	38.5085	50.0514	0.9582		
20/03/15	93.7201	0.8543	0.9515	1.8059	4.0629	218.5982	21.5653	38.5300	50.1063	0.8058		
21/03/15	93.6801	0.7897	1.0727	1.8524	4.0980	218.0192	23.2259	38.4843	50.0334	0.9029		
22/03/15	93.8465	0.7526	1.0877	1.8403	3.9970	216.7129	23.7983	38.4344	50.0059	0.9304		
23/03/15	93.9927	0.6952	1.1264	1.8217	3.8594	216.5014	23.1777	38.4061	49.9687	0.9585		
24/03/15	93.9830	0.6888	1.1547	1.8435	3.8626	216.6131	23.4255	38.3890	49.9720	1.0017		
25/03/15	93.7459	0.6903	1.1570	1.8472	4.0038	216.4128	24.1218	38.4845	50.0141	1.0200		
26/03/15	93.7864	0.6878	1.1736	1.8514	3.9219	217.5170	24.1870	38.4765	49.9971	1.0679		
27/03/15	93.2060	0.8874	0.9421	1.8294	4.4136	218.6661	20.8374	38.7069	50.2053	0.8669		
28/03/15	93.4253	0.8790	0.9554	1.8344	4.2995	217.1727	21.2640	38.6000	50.1357	0.8739		
29/03/15	93.3424	0.8379	1.0025	1.8404	4.4300	216.0980	21.8283	38.6000	50.1108	0.8696		
30/03/15	93.4110	0.8019	1.0572	1.8591	4.3526	217.4460	22.4141	38.5662	50.0803	0.8825		
31/03/15	93.1459	0.8321	1.0347	1.8668	4.5447	218.8294	21.2998	38.6603	50.1511	0.7976		

*/ Los valores trimestrales se deberán reportar en los meses de enero, abril, julio y octubre de cada año, respecto del trimestre inmediato anterior.

** N.D.: No detectado

Mínimo	92.9737	0.4810	0.8698	1.7473	3.5035	214.4708	17.4079	38.2555	49.8113	0.0401
Promedio	93.6474	0.7391	1.0991	1.8381	4.1501	217.2980	21.6219	38.5090	50.0491	0.9493
Máximo	94.2148	0.9674	1.3352	1.9289	4.7134	219.8916	24.1870	38.7069	50.2155	1.3359
Desv. Est.	0.293582285	0.103660295	0.109991835	0.045521546	0.258990066	1.255415996	1.538941454	0.113679593	0.099056269	0.264966002

Observaciones:



INFORME MENSUAL SOBRE LAS ESPECIFICACIONES DEL GAS NATURAL
(Registros máximos diarios)

PERMISIONARIO: _____ GASODUCTO ROSARITO
 PUNTO DE MEDICIÓN: _____ ENERGÍA DE BAJA CALIFORNIA
 ZONA DE MEDICIÓN: _____ RESTO DEL PAÍS

FECHA: (dd/mm/aa)	Metano (% vol)	Bióxido de Carbono (% vol)	Nitrógeno (% vol)	Total Inertes (% vol)	Etano (% vol)	Temperatura de Rocío (K)	Humedad (mg/m3)	Poder Calorífico (MJ/m3)	Índice Wobbe (MJ/m3)	Acido Sulfhídrico (mg/m3)
01/03/15	93.6913	0.8307	1.2139	1.8854	4.2079	217.9176	21.8740	38.6047	50.0281	1.2102
02/03/15	93.8325	0.8815	1.3166	1.8838	4.4856	218.1740	22.1844	38.6603	50.0111	1.3139
03/03/15	92.9972	0.9675	1.1238	1.8995	4.7134	219.2764	21.6444	38.7017	50.1861	0.8282
04/03/15	94.1457	0.8612	1.3353	1.8195	4.0471	218.4688	23.3729	38.6463	49.9826	1.3102
05/03/15	94.0307	0.9044	1.3224	1.8841	4.4668	215.3351	24.0841	38.6996	50.1790	1.3284
06/03/15	94.0563	0.7047	1.2647	1.8400	4.5042	217.9574	21.1778	38.6077	50.1846	1.3203
07/03/15	94.1944	0.8363	1.3278	1.9281	4.4573	219.0032	23.3853	38.2999	50.0404	1.3226
08/03/15	94.2149	0.9619	1.3215	1.9290	3.8214	219.6959	21.9874	38.6255	49.8582	1.3122
09/03/15	94.0116	0.8231	1.2902	1.8910	4.0718	217.2049	24.0368	38.6223	50.0578	1.0934
10/03/15	93.7858	0.7426	1.1876	1.8627	4.6707	218.5429	21.5311	38.5440	50.0523	0.2782
11/03/15	93.7386	0.7425	1.2735	1.8921	4.4586	219.8883	23.0172	38.6690	50.2085	1.1155
12/03/15	93.4917	0.9567	0.9151	1.8432	4.6995	219.0679	17.7521	38.7068	50.2156	1.1035
13/03/15	94.1549	0.7265	1.0798	1.8251	4.1752	219.0044	21.4692	38.5449	50.0795	1.3359
14/03/15	93.8205	0.8348	1.2333	1.9271	4.2277	218.2906	23.6399	38.6259	50.1955	1.1217
15/03/15	93.9759	0.8813	1.1887	1.8106	4.5467	219.6868	23.0851	38.6377	50.2101	1.2784
16/03/15	93.8260	0.9064	1.0520	1.7998	4.5029	219.8916	23.6889	38.6954	50.1863	1.0596
17/03/15	93.8837	0.8374	1.1302	1.8707	4.4119	218.8475	23.2437	38.6038	50.1123	1.1735
18/03/15	93.8862	0.9505	1.1688	1.9281	4.1780	219.3152	24.0534	38.6473	50.0962	1.2658
19/03/15	93.7830	0.8881	1.1297	1.8943	4.6285	217.8391	23.3908	38.5828	50.2072	1.3343
20/03/15	94.1683	0.8756	1.0435	1.8486	4.1155	219.3048	22.8833	38.6674	50.1939	1.0580
21/03/15	93.7873	0.9033	1.2509	1.8709	4.4169	218.2485	23.5995	38.6326	50.1238	1.0686
22/03/15	94.1568	0.8906	1.3248	1.8660	4.7003	219.2662	24.0569	38.6959	50.0810	1.1429
23/03/15	94.2146	0.9466	1.3212	1.8595	4.0109	218.0648	23.7416	38.6674	50.1194	1.1756
24/03/15	94.0956	0.9487	1.2005	1.9062	4.5087	217.5070	23.7962	38.5413	50.0017	1.1717
25/03/15	94.0152	0.7227	1.3257	1.9161	4.2436	216.6781	24.1388	38.4945	50.0509	1.3314
26/03/15	94.0951	0.8341	1.1966	1.8705	4.4867	218.3999	24.1871	38.5460	50.0961	1.2878
27/03/15	94.0501	0.9357	1.1731	1.9142	4.6575	219.6949	22.8452	38.7069	50.2144	1.3077
28/03/15	93.4414	0.9463	1.0636	1.9257	4.6907	217.9470	22.8594	38.6369	50.2011	1.2024
29/03/15	93.5277	0.8484	1.1454	1.9051	4.6632	218.6239	23.6718	38.6954	50.1168	0.9684
30/03/15	93.6582	0.9658	1.1449	1.9171	4.6546	219.7889	23.4745	38.6770	50.1702	1.2847
31/03/15	93.5541	0.8827	1.2023	1.8860	4.5640	219.3569	21.7550	38.6798	50.1687	1.0055
Máximo	94.2149	0.9675	1.3353	1.9290	4.7134	219.8916	24.1871	38.7069	50.2156	1.3359

Observaciones:

INFORME MENSUAL SOBRE LAS ESPECIFICACIONES DEL GAS NATURAL
(Registros mínimos diarios)

PERMISIONARIO: **GASODUCTO ROSARITO**
 PUNTO DE MEDICIÓN: **ENERGIA DE BAJA CALIFORNIA**
 ZONA DE MEDICIÓN: **RESTO DEL PAÍS**

FECHA: (dd/mm/aa)	Metano (% vol)	Bióxido de Carbono (% vol)	Nitrógeno (% vol)	Total Inertes (% vol)	Etano (% vol)	Temperatura de Rocío (K)	Humedad (mg/m3)	Potter Calorífico (kJ/m3)	Índice Wobbe (MJ/m3)	Acido Sulhídrico (mg/m3)
01/03/15	93.2596	0.5526	0.9320	1.4846	4.1781	215.7494	20.2898	38.3347	49.9750	0.2945
02/03/15	93.2344	0.5364	1.0858	1.6222	3.8276	215.2296	19.4774	38.3880	49.8210	0.7871
03/03/15	92.9738	0.6285	0.8815	1.5100	3.9502	216.4274	18.1660	38.2601	50.0693	0.0963
04/03/15	93.5466	0.4810	1.3076	1.7886	3.6423	214.4708	21.7254	38.2811	49.8468	0.7496
05/03/15	93.3137	0.6550	0.9699	1.6243	4.3092	214.5800	17.4131	38.4856	49.9084	0.7093
06/03/15	93.0246	0.6408	1.1142	1.7550	3.5057	216.6493	20.1475	38.4119	50.1109	1.1247
07/03/15	93.2690	0.5040	1.0409	1.5449	3.5126	216.0221	20.3350	38.2555	49.8113	1.1091
08/03/15	93.5679	0.5206	1.2683	1.7889	3.5035	215.9613	20.5119	38.2814	49.8321	0.4330
09/03/15	93.7317	0.5725	1.0804	1.6529	3.8973	216.2978	21.8650	38.3769	49.9144	0.1262
10/03/15	93.2492	0.6204	1.1369	1.7573	3.8416	215.7597	19.2248	38.4258	49.9612	0.0422
11/03/15	93.2582	0.5546	1.0099	1.5645	3.6632	215.0783	18.5711	38.3686	49.8583	0.0402
12/03/15	93.1249	0.4947	0.8699	1.3646	4.2649	218.3704	17.4079	38.6718	49.8447	0.8841
13/03/15	93.8455	0.6183	1.0470	1.6653	3.6758	216.7156	17.7401	38.4434	49.9957	0.7415
14/03/15	93.4895	0.5701	1.0643	1.6344	4.0086	216.2686	17.9489	38.3104	49.9943	0.7228
15/03/15	93.3748	0.6583	1.0008	1.6591	4.1159	216.5111	19.1300	38.2633	50.0359	0.3340
16/03/15	93.3510	0.6587	1.0308	1.6895	4.1532	217.4999	19.9269	38.5642	49.8337	0.1009
17/03/15	93.2550	0.5189	0.9422	1.4611	3.7002	216.2956	21.2069	38.3155	49.9468	0.2696
18/03/15	93.5381	0.6085	0.9570	1.5655	3.5121	216.2403	18.4564	38.4055	49.8478	0.3026
19/03/15	93.2670	0.6387	0.9525	1.5912	3.7424	216.4834	19.2949	38.2751	50.0475	0.5736
20/03/15	93.5574	0.4903	0.9112	1.4015	4.0019	218.3453	19.2767	38.3738	49.9892	0.3868
21/03/15	93.5894	0.7378	0.9186	1.6564	3.6971	214.5796	18.4266	38.3229	49.9122	0.2700
22/03/15	93.4318	0.5514	0.9252	1.4766	3.9785	215.3792	19.8456	38.3223	49.9232	0.4130
23/03/15	93.5041	0.5684	0.8716	1.4400	3.5784	215.8065	19.8376	38.3775	49.8648	0.2854
24/03/15	93.4273	0.5245	0.9640	1.4885	3.7387	215.7251	22.9850	38.3783	49.8743	0.9497
25/03/15	93.5843	0.6024	0.9736	1.5760	3.8296	215.8425	23.3445	38.3008	49.9235	0.2416
26/03/15	93.1836	0.5785	1.0964	1.6749	3.8032	214.8112	20.6464	38.2790	49.9827	0.8025
27/03/15	93.1035	0.5995	0.8928	1.4863	3.7631	218.0840	19.3881	38.2796	50.1935	0.2764
28/03/15	93.2253	0.8512	0.9335	1.7847	4.2425	215.2333	21.0943	38.5207	50.0301	0.2941
29/03/15	93.3001	0.7874	0.8998	1.6872	4.3765	214.6117	21.2825	38.3909	49.9338	0.0644
30/03/15	93.1697	0.5587	0.8751	1.4338	3.5670	215.3675	18.6733	38.5255	49.8670	0.4587
31/03/15	93.1346	0.4941	1.0109	1.7648	4.1856	217.7879	19.8052	38.4145	50.0832	0.4778

Mínimo	92.9738	0.4810	0.8699	1.3676	3.5035	214.4708	17.4079	38.2555	49.8113	0.0402
--------	---------	--------	--------	--------	--------	----------	---------	---------	---------	--------

Observaciones:

--

INFORME MENSUAL SOBRE LAS ESPECIFICACIONES DEL GAS NATURAL

[Valores promedio diarios]

PERMISIONARIO:	
PUNTO DE MEDICIÓN:	GASODUCTO ROSARITO
ZONA DE MEDICIÓN:	PLS2 RESTO DEL PAÍS

FECHA (dd/mm/aa)	Metano (% vol)	Dióxido de Carbono (% vol)	Nitrógeno (% vol)	Total Inertes (% vol)	Etano (% vol)	Temperatura de Rocío (K)	Humedad (mg/m ³)	Poder Calorífico (MJ/m ³)	Índice Wobbe (MJ/m ³)	Acido Sulfhídrico (mg/m ³)	Azútre total* (mg/m ³)	Oxígeno* (% vol)
01/03/15	94.6781	0.5063	0.8023	1.3086	3.5000	221.5219	15.1028	38.6268	50.6624	0.0013	Menor a 10.8	N.D.
02/03/15	94.3752	0.5796	0.9157	1.4953	3.6750	220.9414	14.2969	38.5684	50.3889	0.0014		
03/03/15	94.6158	0.5616	0.8359	1.3975	3.5214	219.8851	14.1369	38.5693	50.4869	0.0011		
04/03/15	94.2752	0.5389	0.9434	1.4823	3.7811	219.2099	10.3482	38.6046	50.4581	0.0008		
05/03/15	94.7852	0.9966	0.5456	1.5422	3.3673	215.4382	11.5054	38.3608	49.9072	0.0018		
06/03/15	94.8801	0.9997	0.5342	1.5339	3.3304	215.6915	11.3126	38.3543	49.9095	0.0011		
07/03/15	94.7117	0.8604	0.6179	1.4783	3.4479	215.6448	12.4476	38.4445	50.1220	0.0015		
08/03/15	94.9211	0.8821	0.5688	1.4509	3.2850	215.8609	10.2511	38.3965	50.0809	0.0014		
09/03/15	94.9836	0.9782	0.5900	1.5681	3.1015	219.7017	9.8397	38.3059	49.8252	0.0009		
10/03/15	95.1703	0.9338	0.5698	1.5036	3.0179	216.2317	10.2877	38.2786	49.8726	0.0008		
11/03/15	94.9755	0.8833	0.5839	1.4672	3.2234	215.8895	8.5964	38.3666	50.0310	0.0011		
12/03/15	94.7199	0.9159	0.6076	1.5235	3.4027	216.8818	9.4677	38.4100	50.0142	0.0016		
13/03/15	94.7692	0.8265	0.6080	1.4346	3.3916	217.1006	13.7524	38.4741	50.2088	0.0022		
14/03/15	94.5462	0.7313	0.6969	1.4282	3.5779	218.4996	12.2407	38.5576	50.3542	0.0030		
15/03/15	94.7738	0.8488	0.6135	1.4523	3.3808	217.4348	13.2218	38.4474	50.1417	0.0032		
16/03/15	94.6350	0.8732	0.6031	1.4768	3.5084	217.6070	11.8766	38.4755	50.1499	0.0030		
17/03/15	94.7810	0.8021	0.5969	1.3990	3.4541	218.5808	12.1257	38.5179	50.3070	0.0021		
18/03/15	94.6703	0.8609	0.6376	1.4985	3.4389	219.1638	11.0637	38.4565	50.1224	0.0018		
19/03/15	94.8850	0.8092	0.6983	1.5075	3.2401	217.5213	12.2399	38.3793	50.0514	0.0017		
20/03/15	95.2980	0.7559	0.6509	1.4068	2.9757	214.6154	11.7176	38.3099	50.0900	0.0014		
21/03/15	94.6564	0.8369	0.6900	1.5268	3.4435	217.6470	13.5232	38.4332	50.0814	0.0018		
22/03/15	94.6458	0.8353	0.7167	1.5520	3.4117	219.2140	12.4649	38.4265	50.0509	0.0014		
23/03/15	94.8165	0.8409	0.6653	1.5062	3.3239	217.2623	12.7246	38.3948	50.0526	0.0014		
24/03/15	94.8776	0.8564	0.6714	1.5278	3.2570	216.5043	11.1170	38.3573	49.9820	0.0017		
25/03/15	94.9868	0.8615	0.6805	1.5420	3.1344	215.9701	9.1963	38.3139	49.9162	0.0020		
26/03/15	95.0764	0.8178	0.6243	1.4421	3.1381	215.6719	9.4151	38.3578	50.0775	0.0024		
27/03/15	94.8585	0.8920	0.6149	1.5069	3.2517	216.5946	12.4481	38.3943	50.0252	0.0024		
28/03/15	94.4573	0.8640	0.6932	1.5572	3.5448	218.5960	15.5375	38.4937	50.1068	0.0021		
29/03/15	94.3851	0.8047	0.7614	1.5661	3.6096	218.7889	15.4636	38.5076	50.1426	0.0024		
30/03/15	94.6327	0.7871	0.7061	1.4932	3.4808	216.9481	14.5465	38.4680	50.1712	0.0021		
31/03/15	94.6710	0.7636	0.6544	1.4179	3.4872	215.6666	13.1673	38.5198	50.3090	0.0020		

* Los valores trimestrales se deberán reportar en los meses de enero, abril, julio y octubre de cada año, respecto del trimestre inmediato anterior.

** N.D.: No detectado

Mínimo	94.2752	0.5063	0.5342	1.3086	2.9757	214.6154	8.5964	38.2786	49.8252	0.0008
Promedio	94.7551	0.8163	0.6677	1.4840	3.3775	217.4914	12.1092	38.4378	50.1321	0.0018
Máximo	95.2980	0.9997	0.9434	1.5681	3.7811	221.5219	15.5375	38.6268	50.6624	0.0032
Desv. Est.	0.226788473	0.123168701	0.098771577	0.05938327	0.186189683	1.732796102	1.897568589	0.091769639	0.191294088	0.00621885

Observaciones:

--

INFORME MENSUAL SOBRE LAS ESPECIFICACIONES DEL GAS NATURAL
(Registros máximos diarios)

PERMISIONARIO: **GASODUCTO ROSARITO**
 PUNTO DE MEDICIÓN: **PLS2**
 ZONA DE MEDICIÓN: **RESTO DEL PAÍS**

FECHA: (dd/mm/aa)	Metano (% vol)	Bióxido de Carbono (% vol)	Nitrógeno (% vol)	Total Inertes (% vol)	Etano (% vol)	Temperatura de Rocio (K)	Humedad (mg/m3)	Poder Calorífico (MJ/m3)	Índice Wobbe (MJ/m3)	Acido Sulhídrico (mg/m3)
01/03/15	94.9781	0.8980	0.8616	1.4916	3.7371	221.5219	15.3996	38.6268	50.6625	0.0017
02/03/15	94.8883	0.9104	0.9221	1.5022	3.6787	220.9581	14.5281	38.6045	50.5248	0.0017
03/03/15	94.8014	0.7013	0.8573	1.5394	3.5516	220.8746	14.6649	38.6189	50.5509	0.0024
04/03/15	94.7802	0.5820	0.9435	1.5100	3.7811	220.2286	12.2785	38.6267	50.4807	0.0030
05/03/15	95.1411	0.9987	0.5970	1.5434	3.6553	215.8500	12.2891	38.4115	50.5360	0.0029
06/03/15	94.8796	0.9998	0.9400	1.5487	3.7365	220.5250	15.1493	38.4527	49.9883	0.0015
07/03/15	95.2504	0.9481	0.7395	1.5125	3.5164	215.8040	13.7527	38.5374	50.5453	0.0022
08/03/15	94.9914	0.9795	0.8198	1.5230	3.4168	220.8617	12.7643	38.5746	50.3922	0.0016
09/03/15	95.2342	0.9806	0.7303	1.5682	3.4643	220.8747	11.3272	38.4841	50.5943	0.0030
10/03/15	95.1764	0.9396	0.5864	1.5555	3.0726	218.7289	14.8022	38.5769	50.0443	0.0013
11/03/15	95.0463	0.9045	0.7273	1.5076	3.6501	216.2225	12.3394	38.4236	50.1289	0.0021
12/03/15	95.1857	0.9721	0.6476	1.5582	3.6374	220.4395	13.9038	38.4107	50.5352	0.0018
13/03/15	95.2852	0.8715	0.6539	1.4980	3.4577	221.2849	14.0836	38.4801	50.4506	0.0029
14/03/15	94.7431	0.8887	0.8213	1.4322	3.6687	218.5349	14.6163	38.5754	50.3581	0.0031
15/03/15	94.9600	0.8982	0.7844	1.4624	3.4218	217.8152	14.3688	38.5732	50.5560	0.0032
16/03/15	94.7926	0.9261	0.8234	1.5358	3.6004	221.2381	15.1717	38.4972	50.2117	0.0030
17/03/15	94.9919	0.8068	0.6932	1.5497	3.4827	219.7042	15.1972	38.5552	50.3391	0.0029
18/03/15	95.2675	0.8894	0.8662	1.5167	3.4520	220.0600	13.1934	38.5763	50.4554	0.0025
19/03/15	94.9668	0.8754	0.7784	1.5422	3.7656	220.4865	12.3038	38.5981	50.1940	0.0027
20/03/15	95.2980	0.7986	0.9072	1.5632	3.5214	219.0747	15.3284	38.3210	50.4309	0.0018
21/03/15	95.0519	0.8532	0.7341	1.5646	3.4512	220.0245	15.1824	38.4843	50.1432	0.0021
22/03/15	94.8130	0.9955	0.8795	1.5642	3.4222	220.5539	15.4162	38.5096	50.1788	0.0025
23/03/15	95.2152	0.9032	0.7445	1.5326	3.3289	218.6675	13.6705	38.4155	50.5194	0.0031
24/03/15	95.1038	0.9033	0.7854	1.5576	3.7668	217.0111	13.2226	38.4294	50.0330	0.0030
25/03/15	95.0834	0.9320	0.9205	1.5520	3.4443	216.4890	11.5743	38.5203	49.9446	0.0030
26/03/15	95.2833	0.9738	0.7159	1.5280	3.7324	219.2527	13.2019	38.3897	50.4619	0.0027
27/03/15	95.2332	0.9174	0.6237	1.5653	3.3812	221.3000	12.8354	38.5291	50.2272	0.0029
28/03/15	95.0896	0.8657	0.7564	1.5598	3.7291	219.3044	15.5375	38.5428	50.6077	0.0024
29/03/15	94.9858	0.9873	0.8607	1.5668	3.7176	220.7890	15.4826	38.6088	50.2155	0.0031
30/03/15	95.2260	0.8831	0.7692	1.5318	3.5416	221.2667	15.4031	38.6112	50.2869	0.0021
31/03/15	94.7395	0.9299	0.8689	1.4310	3.6878	217.6561	13.6810	38.5858	50.6595	0.0023
Máximo	95.2980	0.9998	0.9435	1.5682	3.7811	221.5219	15.5375	38.6268	50.6625	0.0032

Observaciones:

INFORME MENSUAL SOBRE LAS ESPECIFICACIONES DEL GAS NATURAL
(Registros mínimos diarios)

PERMISIONARIO:
PUNTO DE MEDICIÓN:
ZONA DE MEDICIÓN:

GASODUCTO ROSARITO
PLS2
RESTO DEL PAÍS

FECHA: (dd/mm/aa)	Metano (% vol)	Bióxido de Carbono (% vol)	Nitrógeno (% vol)	Total Inertes (% vol)	Etano (% vol)	Temperatura de Rodo (K)	Humedad (mg/m3)	Poder Calorífico (MJ/m3)	Índice Wobbe (MJ/m3)	Acido Sulfidrico (mg/m3)
01/03/15	94.3899	0.5064	0.7846	1.2910	3.0144	215.5374	13.3510	38.5789	49.9632	0.0010
02/03/15	94.3582	0.5106	0.8589	1.3695	3.6426	220.1526	14.0286	38.3290	50.3139	0.0012
03/03/15	94.3074	0.5192	0.8175	1.3367	3.1142	218.0080	10.4863	38.5603	49.9943	0.0010
04/03/15	94.2753	0.5143	0.9181	1.4324	3.6289	214.7407	8.7967	38.3038	50.2268	0.0008
05/03/15	94.2954	0.6330	0.5436	1.1766	2.9969	215.1610	10.2314	38.2850	49.8529	0.0009
06/03/15	94.8113	0.8712	0.5342	1.4054	2.9904	214.8942	10.0769	38.3439	49.8431	0.0008
07/03/15	94.6578	0.8602	0.5833	1.4435	3.2309	215.6258	10.7747	38.3577	50.0912	0.0014
08/03/15	94.8166	0.8724	0.5560	1.4284	3.0402	214.9730	9.0637	38.3689	50.0564	0.0009
09/03/15	94.6909	0.7450	0.5433	1.2883	3.0001	214.6299	9.3473	38.2947	49.8253	0.0008
10/03/15	94.8393	0.5068	0.5622	1.0690	2.9888	214.6413	9.4886	38.2786	49.8324	0.0008
11/03/15	94.7900	0.6156	0.5775	1.1931	3.1094	214.7453	8.5965	38.3643	49.9013	0.0008
12/03/15	94.3020	0.5792	0.5829	1.1621	3.1391	215.9634	9.0948	38.2951	49.8857	0.0011
13/03/15	94.6112	0.5165	0.5573	1.0738	3.2012	216.6974	9.9149	38.4284	50.2058	0.0013
14/03/15	94.4496	0.6152	0.5918	1.2070	3.1983	217.6470	11.9002	38.2847	49.9473	0.0024
15/03/15	94.6933	0.5910	0.5572	1.1482	3.3017	215.3020	12.5227	38.4009	50.0772	0.0026
16/03/15	94.3798	0.7315	0.5891	1.3206	3.5052	216.4824	9.1758	38.4157	49.9026	0.0013
17/03/15	94.4829	0.5735	0.5586	1.1321	3.0692	216.1134	8.8319	38.3523	49.8573	0.0015
18/03/15	94.5043	0.7119	0.6076	1.3195	3.2249	215.4380	10.8241	38.3797	50.1077	0.0015
19/03/15	94.2961	0.8060	0.5652	1.3712	3.0476	215.3780	9.5429	38.2978	49.8642	0.0008
20/03/15	94.5831	0.6387	0.6317	1.2704	2.9757	214.6155	9.5096	38.2919	49.9626	0.0011
21/03/15	94.6446	0.7116	0.6383	1.3499	3.4300	215.0007	9.5525	38.2804	49.8307	0.0011
22/03/15	94.5812	0.5115	0.6262	1.1377	3.1905	218.2109	10.6607	38.3796	49.8645	0.0009
23/03/15	94.5355	0.7376	0.5579	1.2955	3.1048	216.9704	10.0299	38.3731	49.9167	0.0009
24/03/15	94.5058	0.7520	0.5910	1.3430	3.1138	216.1087	10.3009	38.3311	49.8431	0.0009
25/03/15	94.6603	0.5469	0.6590	1.2059	3.0329	215.8761	9.1721	38.2979	49.9156	0.0015
26/03/15	94.4381	0.5824	0.5609	1.1433	3.1053	215.2609	9.1433	38.3005	50.0699	0.0022
27/03/15	94.5765	0.6406	0.6016	1.2422	3.0315	216.3430	10.4366	38.3679	49.9540	0.0019
28/03/15	94.2952	0.6822	0.6729	1.3551	3.2350	214.6493	13.7624	38.3023	49.9938	0.0010
29/03/15	94.3352	0.6273	0.5562	1.1835	2.9981	215.9557	10.0021	38.3997	49.8521	0.0019
30/03/15	94.5892	0.5358	0.5801	1.1159	3.1333	215.1612	10.4135	38.4007	50.0594	0.0009
31/03/15	94.4398	0.5776	0.6105	1.3957	3.0565	215.1955	8.6831	38.5185	50.1205	0.0017

Mínimo	94.2753	0.5064	0.5342	1.0523	2.9757	214.6155	8.5965	38.2786	49.8253	0.0008
--------	---------	--------	--------	--------	--------	----------	--------	---------	---------	--------

Observaciones:

INFORME MENSUAL SOBRE LAS ESPECIFICACIONES DEL GAS NATURAL

(Valores promedio diarios)

PERMISIONARIO:	GASODUCTO ROSARITO
PUNTO DE MEDICIÓN:	MEXICALI
ZONA DE MEDICIÓN:	RESTO DEL PAÍS

FECHA: (dd/mm/aa)	Metano (% vol)	Bioxido de Carbono (% vol)	Nitrógeno (% vol)	Total Inertes (% vol)	Etano (% vol)	Temperatura de Rocio (K)	Humedad (mg/m ³)	Poder Calorífico (MJ/m ³)	Índice Wobbe (MJ/m ³)	Acido Sulfidrico (mg/m ³)	Azufre total* (mg/m ³)	Oxígeno* (% vol)
01/03/15	93.6199	1.1548	0.6898	1.8546	4.2215	216.3071	20.4594	38.4567	49.9925	1.1906	Menor a 10.8	N.D.
02/03/15	93.7231	1.1726	0.7222	1.8948	4.1104	215.5100	20.8483	38.4037	49.9498	1.0863		
03/03/15	92.9330	0.9044	0.9708	1.8753	4.7410	218.5419	18.3862	38.6924	50.1806	0.8110		
04/03/15	94.0104	1.3226	0.5195	1.8420	3.9013	214.4708	22.0065	38.3307	49.9039	1.2172		
05/03/15	93.3836	1.1114	0.7186	1.8300	4.3963	215.0721	22.8526	38.5481	50.0836	1.0146		
06/03/15	93.4179	1.1135	0.6886	1.8121	4.3600	216.7414	20.7641	38.5720	50.1114	1.1406		
07/03/15	94.1119	1.3099	0.6398	1.9498	3.8656	216.5756	22.1632	38.2369	49.8113	1.3213		
08/03/15	94.1469	1.2768	0.6742	1.9510	3.5282	219.3773	21.6005	38.2555	49.8368	1.1948		
09/03/15	93.6938	1.1823	0.6888	1.8711	4.0891	216.4782	22.2620	38.4339	49.9913	0.7512		
10/03/15	93.7280	1.1769	0.6853	1.8623	4.0903	217.2572	19.5512	38.4316	49.9894	0.7081		
11/03/15	93.7089	1.1374	0.7222	1.8597	4.0856	216.3518	20.1213	38.4322	50.0138	0.6401		
12/03/15	93.2466	0.8617	0.9483	1.8110	4.4695	218.7639	17.4079	38.6603	50.2155	1.0272		
13/03/15	93.6831	1.0465	0.7848	1.8313	4.1163	217.3186	19.9012	38.5149	50.0731	1.3359		
14/03/15	93.6588	1.0888	0.6954	1.7842	4.1823	217.8188	21.8467	38.5122	50.0977	1.0545		
15/03/15	93.3930	1.0670	0.7184	1.7854	4.4119	217.8645	21.6482	38.6080	50.1556	1.0150		
16/03/15	93.4903	1.0426	0.7351	1.7777	4.2950	219.8916	21.4411	38.6004	50.1625	1.0456		
17/03/15	93.5778	1.0471	0.7705	1.8177	4.1649	218.7285	21.8909	38.5487	50.1108	1.0388		
18/03/15	93.5365	1.0728	0.8630	1.9358	4.1687	217.5969	22.1441	38.4476	49.9911	0.9783		
19/03/15	93.5925	1.0628	0.8046	1.8674	4.2279	216.9854	21.8397	38.4960	50.0514	0.9582		
20/03/15	93.6629	0.9437	0.8762	1.8198	4.0885	218.5982	21.5653	38.5203	50.1063	0.8058		
21/03/15	93.6290	1.0637	0.8255	1.8892	4.1050	218.0192	23.2259	38.4648	50.0334	0.9029		
22/03/15	93.7590	1.0828	0.7925	1.8753	4.0287	216.7129	23.7983	38.4211	50.0059	0.9304		
23/03/15	93.9045	1.1188	0.7325	1.8513	3.8929	216.5014	23.1777	38.3913	49.9882	0.9685		
24/03/15	93.8966	1.1386	0.7264	1.8650	3.8914	216.6131	23.4255	38.3721	49.9720	1.0017		
25/03/15	93.6487	1.1505	0.7298	1.8803	4.0424	216.4128	24.1218	38.4690	50.0141	1.0200		
26/03/15	93.6978	1.1680	0.7230	1.8910	3.9568	217.5170	24.1870	38.4602	49.9971	1.0679		
27/03/15	93.1970	0.9372	0.8869	1.8242	4.4176	218.6661	20.8374	38.7002	50.2053	0.8669		
28/03/15	93.4580	0.9516	0.9049	1.8565	4.2443	217.1727	21.2640	38.5727	50.1357	0.8739		
29/03/15	93.2779	0.9965	0.8463	1.8428	4.4658	216.0980	21.8283	38.6027	50.1108	0.8606		
30/03/15	93.3360	1.0495	0.8184	1.8679	4.3940	217.4460	22.4341	38.5610	50.0803	0.8825		
31/03/15	93.1232	1.0207	0.8402	1.8608	4.5429	218.8294	21.2998	38.6399	50.1511	0.7976		

*/ Los valores trimestrales se deberán reportar en los meses de enero, abril, julio y octubre de cada año, respecto del trimestre inmediato anterior.

** N.D.: No detectado

Mínimo	92.9330	0.8617	0.5195	1.7777	3.5282	214.4708	17.4079	38.2369	49.8113	0.6401
Promedio	93.5867	1.0898	0.7662	1.8560	4.1708	217.2980	21.6219	38.4957	50.0491	0.9453
Máximo	94.1469	1.3226	0.9708	1.9510	4.7410	219.8916	24.1870	38.7002	50.2155	1.3359
Desv. Est.	0.277290171	0.108936287	0.096591647	0.043089782	0.25422661	1.255415996	1.539941454	0.114353411	0.099056269	0.264866002

Observaciones:



INFORME MENSUAL SOBRE LAS ESPECIFICACIONES DEL GAS NATURAL
(Registros máximos diarios)

PERMISIONARIO: **GASODUCTO ROSARITO**
 PUNTO DE MEDICIÓN: **MEXICALI**
 ZONA DE MEDICIÓN: **RESTO DEL PAÍS**

FECHA: (dd/mm/aa)	Metano (% vol)	Óxido de Carbono (% vol)	Nitrógeno (% vol)	Total Inertes (% vol)	Etano (% vol)	Temperatura de Rocío (K)	Humedad (mg/m3)	Poder Calorífico (MJ/m3)	Índice Wobbe (MJ/m3)	Acido Sulfhídrico (mg/m3)
01/03/15	93.8531	1.1700	0.8339	1.8724	4.2704	217.3692	21.4072	38.6771	50.0364	1.3064
02/03/15	94.1283	1.2399	0.8324	1.9126	4.6015	218.2953	23.8749	38.6313	50.1916	1.1171
03/03/15	93.7876	1.0345	0.9709	1.9217	4.7410	219.7796	21.1646	38.6949	50.2004	1.2744
04/03/15	94.0238	1.3226	0.7088	1.8543	3.9986	215.6202	22.8553	38.4743	50.0445	1.2483
06/03/15	93.8115	1.1989	0.7830	1.9169	4.5130	218.6726	23.2730	38.6615	50.1021	1.1963
06/03/15	93.4879	1.2756	0.7213	1.8709	4.5711	217.2819	24.0102	38.6370	50.2106	1.2441
07/03/15	94.1440	1.3140	0.9518	1.9508	3.6687	217.6184	23.8007	38.5007	50.0481	1.3275
08/03/15	94.1469	1.2803	0.7370	1.9511	4.3116	219.5873	21.6394	38.3118	49.9439	1.2630
09/03/15	94.0631	1.3199	0.9350	1.9137	4.4490	217.6314	23.5871	38.4993	50.1511	1.2868
10/03/15	93.7319	1.2742	0.8300	1.8937	4.3597	218.7511	19.7956	38.5813	50.0077	0.7052
11/03/15	93.9535	1.2121	0.8949	1.8705	4.4275	217.6841	20.2142	38.5892	50.0562	1.3117
12/03/15	93.8988	1.0419	0.9687	1.8461	4.6364	219.6114	20.1483	38.6663	50.2156	1.2747
13/03/15	94.0585	1.0886	0.8785	1.9158	4.5834	219.1365	23.9262	38.5809	50.1034	1.3359
14/03/15	93.7880	1.3176	0.8038	1.7885	4.7148	218.7865	23.1326	38.5323	50.1819	1.2146
15/03/15	93.9399	1.3186	0.7268	1.9015	4.6705	218.7605	23.1034	38.6172	50.1744	1.2177
16/03/15	93.8959	1.0927	0.7696	1.8740	4.3956	219.8916	22.2707	38.6681	50.2118	1.1234
17/03/15	93.7040	1.1985	0.7792	1.8459	4.6518	219.3121	24.1267	38.5863	50.1542	1.3299
18/03/15	93.7220	1.1944	0.9556	1.9490	4.6244	217.6839	23.4866	38.4654	50.1563	1.2938
19/03/15	93.5496	1.1554	0.8047	1.9276	4.7203	219.5608	22.5087	38.6225	50.1586	0.9996
20/03/15	93.8988	1.0855	0.9381	1.9469	4.1754	218.9731	23.1669	38.5734	50.1263	1.1914
21/03/15	93.6587	1.1891	0.8776	1.9356	4.7113	219.0703	23.8078	38.4981	50.1200	0.9433
22/03/15	93.9536	1.1970	0.8587	1.9007	4.6683	218.7399	23.8760	38.5932	50.0983	1.3078
23/03/15	93.9466	1.3025	0.8704	1.9167	4.6327	218.6647	24.1423	38.5135	50.0945	1.1283
24/03/15	94.0257	1.2307	0.8733	1.8753	3.9969	218.9543	23.6164	38.3768	50.0346	1.1475
25/03/15	93.6972	1.2061	0.9137	1.8843	4.3633	218.9304	24.1401	38.6116	50.1982	1.1359
26/03/15	94.0319	1.1897	0.7634	1.9080	3.9893	218.3715	24.1871	38.5380	50.0157	1.0701
27/03/15	93.7308	1.0196	0.9481	1.9283	4.6154	218.7239	22.6087	38.7002	50.2150	0.9363
28/03/15	93.8750	1.0368	0.9457	1.9125	4.4690	219.3064	21.8794	38.6554	50.1575	1.0372
29/03/15	94.0067	1.1177	0.8508	1.9271	4.7025	218.0740	22.5504	38.6756	50.1488	1.2451
30/03/15	94.1090	1.0915	0.8793	1.8807	4.5146	217.7274	22.6956	38.5803	50.1503	1.0291
31/03/15	93.7246	1.1804	0.9276	1.8703	4.7280	219.1030	22.5939	38.6474	50.1526	1.2943
Máximo	94.1469	1.3226	0.9709	1.9511	4.7410	219.8916	24.1871	38.7002	50.2156	1.3359

Observaciones:

INFORME MENSUAL SOBRE LAS ESPECIFICACIONES DEL GAS NATURAL
(Registros mínimos diarios)

PERMISIONARIO: **GASODUCTO ROSARITO**
 PUNTO DE MEDICIÓN: **MEXICALI**
 ZONA DE MEDICIÓN: **RESTO DEL PAÍS**

FECHA: (dd/mm/aa)	Metano (% vol)	Óxido de Carbono (% vol)	Nitrógeno (% vol)	Total Inertes (% vol)	Etano (% vol)	Temperatura de Rocío (K)	Humedad (mg/m3)	Poder Calorífico (MJ/m3)	Índice Wobbe (MJ/m3)	Acido Sulfhídrico (mg/m3)
01/03/15	93.2270	1.1016	0.6352	1.7368	3.9936	215.9127	18.9301	38.4137	49.9790	0.6965
02/03/15	93.0382	0.9874	0.6468	1.6342	3.6731	215.1806	19.4500	38.2724	49.9477	1.0960
03/03/15	92.9331	0.8827	0.7427	1.6254	3.8669	217.5264	17.5800	38.4843	50.0459	0.4782
04/03/15	92.9650	1.1813	0.5195	1.7008	3.8285	214.4708	20.8040	38.2979	49.8226	0.0647
05/03/15	93.0163	0.9953	0.6073	1.6026	3.9993	214.9052	20.0463	38.4255	49.9616	0.7578
06/03/15	93.2045	1.1041	0.5383	1.6424	3.8766	215.1577	17.8802	38.5406	50.0962	0.2244
07/03/15	92.9988	0.9649	0.6106	1.5755	3.6269	216.4730	22.0535	38.2370	49.8113	0.9237
08/03/15	93.1165	0.9692	0.6685	1.6377	3.5282	215.6314	20.2735	38.2443	49.8327	0.3749
09/03/15	93.4115	0.9936	0.6232	1.6168	3.6438	214.5890	19.1889	38.4167	49.9290	0.4326
10/03/15	93.0765	0.8629	0.6411	1.5040	3.9386	215.7601	17.9331	38.2822	49.8657	0.1789
11/03/15	93.6047	1.0299	0.7128	1.7427	3.7928	214.9626	19.4876	38.2557	49.8900	0.0402
12/03/15	93.1008	0.8617	0.8741	1.7358	4.2799	216.1783	17.4079	38.4677	50.0722	0.5578
13/03/15	93.6644	0.8758	0.5763	1.4521	4.1114	215.9130	18.9933	38.4621	49.8334	0.2158
14/03/15	93.0928	0.9566	0.5950	1.5516	3.7549	216.8786	21.8333	38.5078	49.9981	0.3097
15/03/15	93.0713	0.9327	0.6579	1.5906	4.0023	215.6642	20.3159	38.2869	49.8996	0.5468
16/03/15	93.1109	0.9379	0.5951	1.5330	4.1713	216.3919	19.1064	38.3023	50.0398	0.2161
17/03/15	93.2094	0.9443	0.7250	1.6693	3.7726	214.6156	19.8868	38.3080	49.9569	0.3217
18/03/15	93.1344	1.0331	0.5588	1.5919	3.7611	216.3715	18.5523	38.2694	49.9719	0.7530
19/03/15	93.0535	0.9963	0.6308	1.6271	4.1669	215.2031	18.3027	38.4661	49.9560	0.9514
20/03/15	93.5907	0.9303	0.7182	1.6485	4.0506	215.6382	17.4335	38.4827	50.0393	0.2274
21/03/15	93.3571	1.0497	0.5960	1.6457	3.8138	215.1041	20.8390	38.2871	49.8730	0.5884
22/03/15	93.3223	0.9097	0.7489	1.6586	3.8533	215.3845	22.5780	38.3251	49.9295	0.1526
23/03/15	93.4664	1.0392	0.6690	1.7082	3.7942	215.5008	19.9153	38.3859	49.9417	0.1016
24/03/15	93.7405	0.8795	0.6385	1.5180	3.6483	216.5496	20.9901	38.2587	49.9382	0.5531
25/03/15	93.5791	1.0950	0.6987	1.7937	3.5327	214.5274	23.1197	38.3526	49.8118	0.6242
26/03/15	93.5095	1.0263	0.7147	1.7410	3.6792	214.6649	22.5668	38.3162	49.8615	0.2732
27/03/15	93.0769	0.9070	0.7945	1.7015	3.6122	214.9807	19.3446	38.4470	49.9072	0.6792
28/03/15	93.0768	0.9006	0.6130	1.5136	4.1066	215.2783	17.8511	38.5217	50.1078	0.1550
29/03/15	93.1610	0.8899	0.5619	1.4518	3.6796	215.8204	19.8592	38.5802	49.8568	0.1955
30/03/15	93.0969	1.0116	0.7875	1.7991	3.6501	214.9558	18.2188	38.5255	49.8185	0.6254
31/03/15	93.0018	0.9085	0.7877	1.8467	4.1274	216.7867	17.7990	38.3363	49.9325	0.3230

Mínimo	92.9331	0.8617	0.5195	1.4044	3.5282	214.4708	17.4079	38.2370	49.8113	0.0402
--------	---------	--------	--------	--------	--------	----------	---------	---------	---------	--------

Observaciones:

INFORME MENSUAL SOBRE LAS ESPECIFICACIONES DEL GAS NATURAL
(Valores promedio diarios)

PERMISIONARIO: _____
 PUNTO DE MEDICIÓN: _____
 ZONA DE MEDICIÓN: _____

GASODUCTO ROSARITO

YUMA

RESTO DEL PAÍS

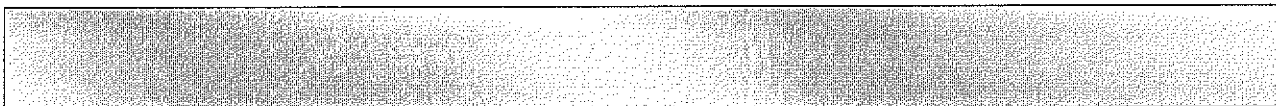
FECHA: (dd/mm/aa)	Metano (% vol)	Bióxido de Carbono (% vol)	Nitrógeno (% vol)	Total Inertes (% vol)	Etano (% vol)	Temperatura de Roció (K)	Humedad (mg/m ³)	Poder Calorífico (MJ/m ³)	Índice Wabbe (MJ/m ³)	Acido Sulfúrico (mg/m ³)	Azúfre total* (mg/m ³)	Oxígeno* (% Vol)
01/03/15	93.7096	1.1648	0.6605	1.8253	4.2054	218.3071	20.4594	38.4672	49.9925	1.1906	Menor a 10.8	N.D.
02/03/15	93.8328	1.1726	0.6667	1.8393	4.0911	215.5100	20.8483	38.4111	49.9498	1.0963		
03/03/15	93.0243	0.9044	0.9375	1.8419	4.7296	218.5419	18.3862	38.7029	50.1806	0.8110		
04/03/15	94.1279	1.3226	0.4632	1.7858	3.8852	214.4708	22.0065	38.3492	49.9039	1.2172		
05/03/15	93.4273	1.1114	0.6880	1.7994	4.4352	215.0721	22.8526	38.5864	50.0836	1.0146		
06/03/15	93.5422	1.1135	0.6382	1.7517	4.3478	216.7414	20.7641	38.5965	50.1114	1.1406		
07/03/15	94.2180	1.3099	0.5828	1.8928	3.8641	216.5756	22.1632	38.2662	49.8113	1.3213		
08/03/15	94.2484	1.2768	0.6121	1.8889	3.5371	219.3773	21.6005	38.2852	49.8368	1.1948		
09/03/15	93.7868	1.1823	0.6307	1.8130	4.0991	216.4782	22.2620	38.4651	49.9913	0.7512		
10/03/15	93.8252	1.1769	0.6307	1.8076	4.0795	217.2572	19.5512	38.4549	49.9894	0.2081		
11/03/15	93.7775	1.1374	0.6647	1.8021	4.1143	216.3518	20.1213	38.4773	50.0138	0.0401		
12/03/15	93.3284	0.8617	0.8974	1.7591	4.4749	218.7639	17.4079	38.6817	50.2155	1.0272		
13/03/15	93.8911	1.0465	0.6948	1.7413	4.0329	217.3185	19.9012	38.4966	50.0731	1.3359		
14/03/15	93.7217	1.0888	0.6434	1.7322	4.2171	217.8188	21.8467	38.5492	50.0977	1.0545		
15/03/15	93.4930	1.0670	0.6566	1.7236	4.4152	217.8645	21.6482	38.6335	50.1556	1.0150		
16/03/15	93.5894	1.0426	0.6699	1.7126	4.3016	219.8916	21.4411	38.6274	50.1625	1.0456		
17/03/15	93.6827	1.0471	0.7059	1.7530	4.1659	218.7285	21.8909	38.5717	50.1108	1.0388		
18/03/15	93.6142	1.0728	0.8102	1.8830	4.1812	217.5869	22.1441	38.4756	49.9911	0.9783		
19/03/15	93.6240	1.0628	0.7534	1.8162	4.2297	216.9854	21.8397	38.5224	50.0514	0.9582		
20/03/15	93.7683	0.9437	0.8255	1.7691	4.0754	218.5982	21.5653	38.5345	50.1063	0.8058		
21/03/15	93.7241	1.0637	0.7552	1.8189	4.1195	218.0192	23.2259	38.4951	50.0334	0.9029		
22/03/15	93.8742	1.0828	0.7229	1.8048	4.0253	216.7129	23.7983	38.4446	50.0059	0.9304		
23/03/15	94.0404	1.1188	0.6684	1.7853	3.8588	216.5014	23.1777	38.4125	49.9882	0.9685		
24/03/15	93.9944	1.1386	0.6672	1.8057	3.9030	216.6131	23.4255	38.4086	49.9720	1.0017		
25/03/15	93.7855	1.1505	0.6616	1.8121	4.0198	216.4128	24.1218	38.4920	50.0141	1.0200		
26/03/15	93.8994	1.1680	0.6584	1.8268	3.9917	217.5170	24.1870	38.4788	49.9971	1.0679		
27/03/15	93.2383	0.9372	0.8497	1.7869	4.4478	218.6661	20.8374	38.7190	50.2053	0.8669		
28/03/15	93.4669	0.9516	0.8421	1.7937	4.3292	217.1727	21.2640	38.8074	50.1357	0.8739		
29/03/15	93.4564	0.9965	0.8058	1.8023	4.3791	216.0980	21.8283	38.5879	50.1108	0.8696		
30/03/15	93.4682	1.0495	0.7715	1.8210	4.3578	217.4460	22.4141	38.5706	50.0803	0.8825		
31/03/15	93.1644	1.0207	0.8016	1.8222	4.5857	218.8294	21.2998	38.6831	50.1511	0.7976		

* Los valores trimestrales se deberán reportar en los meses de enero, abril, julio y octubre de cada año, respecto del trimestre inmediato anterior.

** N.D.: No detectado

Mínimo	93.0243	0.8617	0.4632	1.7126	3.5371	214.4708	17.4079	38.2662	49.8113	0.0401		
Promedio	93.6866	1.0898	0.7108	1.8006	4.1694	217.2980	21.6219	38.5182	50.0491	0.9493		
Máximo	94.2484	1.3226	0.9375	1.8928	4.7296	219.8916	24.1870	38.7190	50.2155	1.3359		
Desv. Est.	0.29012153	0.108936287	0.100289156	0.044476137	0.258182195	1.259415996	1.533941454	0.11284101	0.099056269	0.264966002		

Observaciones:



INFORME MENSUAL SOBRE LAS ESPECIFICACIONES DEL GAS NATURAL

(Registros máximos diarios)

PERMISIONARIO: **GASODUCTO ROSARITO**
 PUNTO DE MEDICIÓN: **YUMA**
 ZONA DE MEDICIÓN: **RESTO DEL PAÍS**

FECHA: (dd/mm/aa)	Metano (% vol)	Bióxido de Carbono (% vol)	Nitrógeno (% vol)	Total Inertes (% vol)	Etano (% vol)	Temperatura de Rocío (K)	Humedad (mg/m3)	Poder Calorífico (MJ/m3)	Índice Wobbe (MJ/m3)	Acido Sulhídrico (mg/m3)
01/03/15	93.7200	1.2179	0.8138	1.8325	4.2486	219.8333	23.9210	38.6025	50.0942	1.2922
02/03/15	93.9045	1.2387	0.6821	1.8759	4.3926	219.2795	23.0197	38.5618	50.0943	1.2355
03/03/15	93.5569	1.2076	0.9375	1.8484	4.7296	218.9683	20.8391	38.7153	50.1891	1.2432
04/03/15	94.2409	1.3226	0.9021	1.8680	4.0617	218.6392	22.4738	38.6568	50.0529	1.2992
05/03/15	94.1559	1.1922	0.8160	1.8714	4.6484	216.9102	23.7223	38.6967	50.1603	1.1472
06/03/15	93.7433	1.2042	0.8433	1.7943	4.5421	218.5825	22.2323	38.6905	50.1896	1.1611
07/03/15	94.2362	1.3111	0.7309	1.8928	3.7596	219.5282	22.1941	38.5899	49.9629	1.3358
08/03/15	94.2484	1.3092	0.6523	1.8915	3.7923	219.6509	22.7934	38.5319	50.1920	1.3239
09/03/15	94.0909	1.2367	0.8277	1.8307	4.2275	218.0128	22.8261	38.6828	50.1905	1.2365
10/03/15	94.0104	1.3104	0.7452	1.8563	4.1952	217.5245	21.9223	38.6220	50.0642	0.2656
11/03/15	93.8203	1.2721	0.7286	1.8385	4.6485	216.4086	22.6880	38.5832	50.1002	0.1178
12/03/15	94.1161	1.3217	0.9060	1.8454	4.5315	219.0902	18.7152	38.7135	50.2156	1.1403
13/03/15	93.9414	1.2286	0.8566	1.8060	4.3277	217.3243	21.2473	38.6153	50.0825	1.3359
14/03/15	94.1599	1.1258	0.6825	1.7331	4.2354	219.7764	22.6485	38.6439	50.1452	1.1545
15/03/15	93.5121	1.1107	0.8298	1.8914	4.5303	218.6833	23.7904	38.6994	50.1790	1.3278
16/03/15	94.2113	1.1569	0.7292	1.7370	4.5588	219.8916	24.0543	38.6655	50.1631	1.3133
17/03/15	93.9382	1.1713	0.7402	1.7927	4.4766	218.9754	22.2904	38.6258	50.1546	1.1986
18/03/15	94.2414	1.1381	0.9197	1.8881	4.4579	219.4904	23.2052	38.5392	50.1588	1.3040
19/03/15	94.1399	1.1673	0.7833	1.8297	4.4470	219.6568	24.0454	38.5856	50.2060	1.2739
20/03/15	94.0048	1.0777	0.9116	1.8564	4.5703	219.5578	22.4811	38.6894	50.1273	1.1583
21/03/15	94.2466	1.2190	0.8309	1.8869	4.4072	218.3064	23.3492	38.5739	50.1130	1.1116
22/03/15	94.1278	1.2777	0.9258	1.8666	4.2664	219.0224	24.1512	38.6850	50.1493	1.2810
23/03/15	94.1335	1.2319	0.7916	1.8463	3.9891	218.7218	23.8282	38.4150	50.0788	1.0153
24/03/15	94.0764	1.2775	0.7270	1.8091	3.9256	217.0253	23.7599	38.7016	50.0691	1.1979
25/03/15	94.1094	1.1583	0.8990	1.8623	4.1492	218.2409	24.1497	38.5417	50.0855	1.0689
26/03/15	94.1659	1.2880	0.7863	1.8579	4.2924	218.7991	24.1871	38.4866	50.1571	1.1082
27/03/15	93.3080	1.2858	0.9162	1.8500	4.4803	219.2363	23.3284	38.7191	50.2088	1.1524
28/03/15	94.0682	1.2492	0.9337	1.8328	4.6358	219.3004	23.0690	38.6945	50.1685	1.0562
29/03/15	93.5926	1.0965	0.9099	1.8740	4.4627	218.7087	21.8989	38.6669	50.1523	1.1625
30/03/15	94.2232	1.2419	0.9067	1.8702	4.5773	219.6968	22.8435	38.6661	50.1549	1.0835
31/03/15	93.7172	1.2147	0.9281	1.8473	4.6693	219.2145	24.0598	38.7065	50.1551	0.9862

Máximo	94.2484	1.3226	0.9375	1.8928	4.7296	219.8916	24.1871	38.7191	50.2156	1.3359
---------------	---------	--------	--------	--------	--------	----------	---------	---------	---------	--------

Observaciones:

INFORME MENSUAL SOBRE LAS ESPECIFICACIONES DEL GAS NATURAL

(Registros mínimos diarios)

PERMISIONARIO:	GASODUCTO ROSARITO
PUNTO DE MEDICIÓN:	YUMA
ZONA DE MEDICIÓN:	RESTO DEL PAÍS

FECHA: (dd/mm/aa)	Metano (% vol)	Óxido de Carbono (% vol)	Nitrógeno (% vol)	Total Inertes (% vol)	Etano (% vol)	Temperatura de Rocío (K)	Humedad (mg/m3)	Poder Calorífico (MJ/m3)	Índice Wobbe (MJ/m3)	Acido Sulfhídrico (mg/m3)
01/03/15	93.3802	1.0265	0.5301	1.5566	3.7161	214.8561	20.0724	38.3918	49.9253	0.8953
02/03/15	93.3161	1.1196	0.6662	1.7858	3.6599	215.3056	19.7669	38.2978	49.8940	0.2217
03/03/15	93.0243	0.8662	0.6920	1.5582	3.7814	216.2584	18.0049	38.3755	50.0313	0.4903
04/03/15	93.2360	1.1541	0.4633	1.6174	3.6311	214.4708	21.7870	38.2682	49.8459	0.3613
05/03/15	93.2967	1.0308	0.4737	1.5045	3.6023	214.8497	18.0679	38.5658	49.9313	0.9844
06/03/15	93.1449	0.9329	0.6062	1.5391	4.0768	215.3277	19.3358	38.5812	49.8754	0.3233
07/03/15	93.0434	1.2794	0.4659	1.7453	3.6013	215.8762	18.3226	38.2663	49.8113	1.1830
08/03/15	93.1274	1.1953	0.5509	1.7462	3.5971	214.8751	19.2006	38.2762	49.8252	0.8068
09/03/15	93.7288	1.1419	0.5133	1.6552	3.6782	215.1307	18.1613	38.2717	49.9697	0.3329
10/03/15	93.4854	0.9171	0.6146	1.5317	3.8533	215.0001	19.3402	38.4134	49.9129	0.0649
11/03/15	93.7361	0.8888	0.5719	1.4607	4.0596	215.2975	18.1245	38.3183	49.9369	0.0402
12/03/15	93.2785	0.8617	0.5488	1.4105	4.3270	217.6680	17.4079	38.6287	50.0779	0.7134
13/03/15	93.2126	0.8916	0.6027	1.4943	3.9410	215.6911	18.1167	38.4044	50.0035	0.1345
14/03/15	93.4667	0.8643	0.5957	1.4600	3.6990	215.6104	18.9550	38.3044	49.8838	0.9399
15/03/15	93.0754	0.9781	0.5744	1.5525	3.9522	216.1356	21.5185	38.6073	49.8358	0.8922
16/03/15	93.1090	0.9262	0.4947	1.4209	3.9508	215.9332	18.0830	38.4250	49.8263	0.5609
17/03/15	93.5405	0.9666	0.7036	1.6702	3.8316	215.9253	18.9362	38.5472	49.8811	0.9415
18/03/15	93.2986	0.9640	0.6102	1.5742	3.8166	217.0287	17.5883	38.3030	49.9046	0.7251
19/03/15	93.0633	0.9950	0.6053	1.6003	4.0566	215.8924	18.9442	38.4781	49.8868	0.3598
20/03/15	93.2002	0.8994	0.5990	1.4984	3.8907	216.4743	18.9174	38.3175	50.0301	0.2422
21/03/15	93.3786	0.8653	0.5902	1.4555	3.6151	215.9789	21.8253	38.4299	49.9860	0.3651
22/03/15	93.6167	0.9535	0.5864	1.5399	3.5626	215.0900	17.5168	38.3094	50.0018	0.6917
23/03/15	93.8527	1.0840	0.6437	1.7277	3.5810	216.3082	22.9862	38.4029	49.9721	0.8910
24/03/15	93.0298	0.9267	0.5406	1.4673	3.7369	215.2018	22.4636	38.2799	49.8368	0.8927
25/03/15	93.1268	0.9109	0.6016	1.5125	3.7772	215.4825	17.4326	38.2932	49.8327	0.2230
26/03/15	93.5575	1.1289	0.5784	1.7073	3.7288	217.2492	18.5284	38.2770	49.8682	0.2466
27/03/15	93.2038	0.9187	0.6292	1.5479	3.8202	218.5574	17.8836	38.3991	49.8491	0.4253
28/03/15	93.3088	0.8643	0.8293	1.6936	4.1687	216.0475	17.9492	38.5713	49.8352	0.2543
29/03/15	93.1220	0.8867	0.5262	1.4129	3.5492	214.8150	18.6146	38.5218	49.9670	0.5393
30/03/15	93.3044	1.0466	0.6941	1.7407	4.2241	214.6579	18.5794	38.5634	49.9005	0.4918
31/03/15	93.0909	0.8790	0.7717	1.7431	4.5447	214.7094	21.2354	38.4969	49.8461	0.5721

Mínimo	93.0243	0.8617	0.4633	1.3684	3.5971	214.4708	17.4079	38.2663	49.8113	0.0402
--------	---------	--------	--------	--------	--------	----------	---------	---------	---------	--------

Observaciones: