



<b>INFORME MENSUAL SOBRE LAS ESPECIFICACIONES DEL GAS NATURAL</b>											
<b>(Valores promedio diarios)</b>											
<b>PERMISIONARIO:</b>	<b>TAMAULIGAS, S.A. DE C.V.</b>										 Energía de México
<b>PUNTO DE MEDICIÓN:</b>	<b>Parque Norte</b>										
<b>ZONA DE MEDICIÓN:</b>	<b>RESTO DEL PAÍS</b>										

FECHA: (dd/mm/aa)	Metano (% vol)	Bióxido de Carbono (% vol)	Nitrógeno (% vol)	Total Inertes (% vol)	Etano (% vol)	Temperatura de Rocio (K)	Humedad (mg/m <sup>3</sup> )	Poder Calorífico (MJ/m <sup>3</sup> )	Índice Wobbe (MJ/m <sup>3</sup> )	Acido Sulfhídrico (mg/m <sup>3</sup> )	Azufre total* (mg/m <sup>3</sup> )	Oxígeno* (% vol)
	84.0 MÍN.	3.0 MÁX.	4.0 MÁX.	4.0 MÁX.	11.0 MÁX.	271.15 MÁX	110.0 MÁX.	37.3 MÍN.	48.2 MÍN.	6.0 MÁX.	150.0 MÁX.	0.2 MÁX.
01/06/2015	94.9100	0.8878	0.1576	1.0457	3.8546	245.6172	0.6500	39.3000	51.3700	1.1049		
02/06/2015	94.8666	0.8855	0.1546	1.0401	3.8733	246.4404	0.6600	39.3200	51.3900	1.2211		
03/06/2015	95.0609	0.8954	0.1550	1.0504	3.7185	248.7858	0.6700	39.2600	51.3500	1.1738		
04/06/2015	94.5088	0.9589	0.1559	1.1146	4.1861	249.1041	0.6700	39.3800	51.3500	1.2427		
05/06/2015	95.2075	0.9164	0.1586	1.0749	3.5277	247.8045	0.6700	39.2000	51.2900	1.1777		
06/06/2015	94.8997	0.9029	0.2678	1.1705	3.7553	246.6619	0.6700	39.2100	51.2900	1.0067		
07/06/2015	94.8533	0.9431	0.3530	1.2960	3.6466	247.0970	0.6800	39.1400	51.1600	0.9965		
08/06/2015	94.8002	0.9018	0.5481	1.4501	3.5709	248.5529	0.6900	39.0800	51.0900	1.4038		
09/06/2015	94.8885	0.8781	0.7381	1.6162	3.2394	247.7964	0.7000	38.9500	50.9200	1.6202		
10/06/2015	95.1152	0.8256	1.2464	2.0721	2.5564	250.0764	0.7000	38.5800	50.5000	1.3185		
11/06/2015	93.9180	0.9460	1.4444	2.3907	3.5011	249.1203	0.7000	38.6700	50.4000	1.4539		
12/06/2015	94.8000	0.9700	0.2479	1.2177	3.7770	248.1882	0.7000	39.2200	51.2400	1.6517		
13/06/2015	94.8685	0.9364	0.1455	1.0821	3.8217	248.1363	0.7000	39.3100	51.3600	1.6545		
14/06/2015	94.8452	0.8956	0.1464	1.0422	3.8872	247.8755	0.7200	39.3300	51.3900	27.1615		
15/06/2015	94.8138	0.8437	0.1498	0.9935	3.9429	249.5449	0.7100	39.3900	51.4700	7.0709		
16/06/2015	95.0138	0.8460	0.1505	0.9967	3.7509	249.3501	0.7100	39.3200	51.4300	1.4761		
17/06/2015	94.8515	0.8452	0.1812	1.0265	3.8296	250.2954	0.7000	39.3700	51.4500	1.3377		
18/06/2015	94.3399	0.8180	0.1665	0.9842	4.3020	250.9590	0.6800	39.5500	51.5700	1.3999		
19/06/2015	94.6326	0.8134	0.1685	0.9820	4.1188	251.2526	0.6900	39.4600	51.5200	1.4239		
20/06/2015	94.8000	0.8722	0.1427	1.0144	3.9879	249.7102	0.7000	39.3700	51.4400	1.5344		
21/06/2015	94.7646	0.9274	0.1405	1.0677	3.9900	250.7502	0.6700	39.3500	51.3800	1.5985		
22/06/2015	94.6796	0.9132	0.1377	1.0507	4.0750	249.6052	0.6800	39.3900	51.4300	1.5621		
23/06/2015	94.9450	0.8980	0.1398	1.0378	3.8109	250.0075	0.7200	39.3000	51.3800	1.5459		
24/06/2015	95.1700	0.9308	0.1423	1.0730	3.6194	250.1731	0.6700	39.2000	51.3000	1.5556		
25/06/2015	96.1250	0.8941	0.1531	1.0471	2.6424	257.2738	0.6800	38.9700	51.1900	1.3742		
26/06/2015	95.2971	0.9121	0.1493	1.0613	3.4665	253.0026	0.6900	39.1900	51.2900	1.4108		
27/06/2015	95.2956	0.9142	0.1447	1.0588	3.4736	253.8038	0.6900	39.1700	51.3100	1.5085		
28/06/2015	95.6029	0.9038	0.1455	1.0493	3.1721	253.5330	0.6800	39.1000	51.2500	1.5191		
29/06/2015	95.1321	0.9453	0.1440	1.0896	3.5879	254.1418	0.6900	39.2000	51.2900	1.5904		
30/06/2015	95.3988	0.9256	0.1487	1.0742	3.3395	254.3127	0.6800	39.1500	51.2700	1.5370		

\*/ Los valores trimestrales se deberán reportar en los meses de enero, abril, julio y octubre de cada año, respecto del trimestre inmediato anterior.

<b>Mínimo</b>	93.9180	0.8134	0.1377	0.9820	2.5564	245.6172	0.6500	38.5800	50.4000	0.9965		
<b>Promedio</b>	94.9468	0.8982	0.2775	1.1757	3.6675	249.9658	0.6873	39.2143	51.2690	2.4544		
<b>Máximo</b>	96.1250	0.9700	1.4444	2.3907	4.3020	257.2738	0.7200	39.5500	51.5700	27.1615		
<b>Desv. Est.</b>	0.39028	0.04125	0.31956	0.32047	0.39456	2.66638	0.01721	0.20869	0.25714	4.78298		

Observaciones: DATOS OBTENIDOS DE LOS ANALIZADORES PROPIEDAD DE GDF SUEZ


INFORME MENSUAL SOBRE LAS ESPECIFICACIONES DEL GAS NATURAL (Registros Máximos diarios)											
PERMISIONARIO:	TAMAULIGAS, S.A. DE C.V.										 Energía de México
PUNTO DE MEDICIÓN:	Parque Norte										
ZONA DE MEDICIÓN:	RESTO DEL PAÍS										

FECHA: (dd/mm/aa)	Metano (% vol)	Bióxido de Carbono (% vol)	Nitrógeno (% vol)	Total Inertes (% vol)	Etano (% vol)	Temperatura de Rocio (K)	Humedad (mg/m <sup>3</sup> )	Poder Calorífico (MJ/m <sup>3</sup> )	Índice Wobbe (MJ/m <sup>3</sup> )	Acido Sulfhídrico (mg/m <sup>3</sup> )	Azufre total* (mg/m <sup>3</sup> )	Oxígeno* (% vol)
	84.0 MÍN.	3.0 MÁX.	4.0 MÁX.	4.0 MÁX.	11.0 MÁX.	271.15 MÁX	110.0 MÁX.	43.6 MÁX.	53.2 MÁX.	6.0 MÁX.	150.0 MÁX.	0.2 MÁX.
01/06/2015	95.3003	0.9061	0.1611	1.0594	4.2486	248.6236	0.7200	39.4100	51.4400	1.3623		
02/06/2015	95.0930	0.9177	0.1605	1.0726	4.2726	249.3553	0.7200	39.4400	51.4600	1.5155		
03/06/2015	95.2904	0.9252	0.1589	1.0811	4.0029	251.1891	0.7200	39.3400	51.4200	1.8219		
04/06/2015	95.1370	0.9815	0.1635	1.1421	4.5701	251.9648	0.7200	39.5300	51.4700	1.4614		
05/06/2015	96.0844	0.9792	0.1692	1.1371	4.4990	250.7472	0.7200	39.4600	51.4200	1.4705		
06/06/2015	96.0844	0.9543	0.3214	1.2561	4.4754	252.0247	0.7200	39.3900	51.4300	1.1911		
07/06/2015	96.6648	0.9650	0.3816	1.3356	4.2729	248.6505	0.7200	39.3400	51.2700	1.2632		
08/06/2015	96.5650	0.9284	0.5769	1.4680	4.2936	248.9685	0.7200	39.2900	51.2200	1.6867		
09/06/2015	95.7603	0.9575	0.8250	1.7380	4.2446	263.2164	0.7200	39.3300	51.1800	2.7229		
10/06/2015	95.7603	0.8908	1.4201	2.2207	3.1901	251.1881	0.7200	38.8500	50.7700	1.7678		
11/06/2015	94.4890	0.9875	1.6513	2.5659	5.2145	264.3853	0.7200	39.2900	50.7200	1.8939		
12/06/2015	95.5214	1.0022	1.5259	2.4829	6.4168	258.2983	0.7200	40.0100	51.7300	1.8939		
13/06/2015	95.1685	0.9601	0.1529	1.1085	4.2973	251.1058	0.7200	39.4600	51.4300	1.9660		
14/06/2015	95.3293	0.9384	0.1506	1.0836	4.2958	250.8838	0.7200	39.4600	51.4700	29.6912		
15/06/2015	95.3669	0.8758	0.1612	1.0265	4.3520	252.9929	0.7200	39.5800	51.5700	29.6912		
16/06/2015	95.4837	0.8833	0.1655	1.0320	4.2628	253.3506	0.7200	39.5000	51.5300	1.7588		
17/06/2015	95.9559	0.9049	0.2274	1.0703	4.4601	256.7044	0.7200	39.6100	51.6100	1.8849		
18/06/2015	95.9559	0.9444	0.1794	1.1035	5.2862	257.8741	0.7200	40.1600	52.0100	1.8219		
19/06/2015	95.5413	0.8886	0.1902	1.0381	4.9619	254.2610	0.7200	39.7700	51.7600	1.6777		
20/06/2015	95.5413	0.9175	0.1494	1.0590	4.3250	252.5027	0.7200	39.4600	51.4800	2.5427		
21/06/2015	95.2222	0.9521	0.1438	1.0918	4.4080	259.5770	0.7200	39.4400	51.4500	1.8669		
22/06/2015	95.2129	0.9601	0.1431	1.0973	4.3224	252.1469	0.7200	39.4900	51.4900	1.7768		
23/06/2015	95.6991	0.9280	0.1472	1.0678	4.6182	254.9210	323.5300	39.5600	51.5200	1.8579		
24/06/2015	95.6289	0.9579	0.1496	1.0982	4.3113	258.2471	0.7200	39.4500	51.4400	1.7858		
25/06/2015	96.7771	0.9475	0.1637	1.0970	3.3698	259.4864	0.7200	39.1700	51.3100	1.5606		
26/06/2015	95.8058	0.9521	0.1537	1.1030	4.0082	256.0026	0.7200	39.3500	51.4000	1.7408		
27/06/2015	95.8130	0.9385	0.1550	1.0814	3.9330	256.2807	0.7200	39.3100	51.3700	1.7948		
28/06/2015	95.9575	0.9552	0.1539	1.1006	3.5465	255.8644	0.7200	39.2100	51.3200	1.7318		
29/06/2015	95.5870	0.9907	0.1514	1.1331	4.2419	257.7432	0.7200	39.3700	51.3900	1.8129		
30/06/2015	95.6945	0.9842	0.1566	1.1323	3.9368	260.1347	0.7200	39.5700	51.4800	1.9840		

\*/ Los valores trimestrales se deberán reportar en los meses de enero, abril, julio y octubre de cada año, respecto del trimestre inmediato anterior.

<b>Mínimo</b>	94.4890	0.8758	0.1431	1.0265	3.1901	248.6236	0.7200	38.8500	50.7200	1.1911		
<b>Promedio</b>	95.6497	0.9425	0.3470	1.2695	4.3546	254.6230	11.4803	39.4533	51.4187	3.6333		
<b>Máximo</b>	96.7771	1.0022	1.6513	2.5659	6.4168	264.3853	323.5300	40.1600	52.0100	29.6912		
<b>Desv. Est.</b>	0.48814	0.03367	0.42858	0.41954	0.58843	4.27698	58.93677	0.23685	0.24351	7.08997		

Observaciones: DATOS OBTENIDOS DE LOS ANALIZADORES PROPIEDAD DE GDF SUEZ

INFORME MENSUAL SOBRE LAS ESPECIFICACIONES DEL GAS NATURAL (Registros Mínimos diarios)											
PERMISIONARIO:	TAMAULIGAS, S.A. DE C.V.										 Energía de México
PUNTO DE MEDICIÓN:	Parque Norte										
ZONA DE MEDICIÓN:	RESTO DEL PAÍS										

FECHA: (dd/mm/aa)	Metano (% vol)	Bióxido de Carbono (% vol)	Nitrógeno (% vol)	Total Inertes (% vol)	Etano (% vol)	Temperatura de Rocio (K)	Humedad (mg/m <sup>3</sup> )	Poder Calorífico (MJ/m <sup>3</sup> )	Índice Wobbe (MJ/m <sup>3</sup> )	Acido Sulfhídrico (mg/m <sup>3</sup> )	Azufre total* (mg/m <sup>3</sup> )	Oxígeno* (% vol)
	84.0 MÍN.	3.0 MÁX.	4.0 MÁX.	4.0 MÁX.	11.0 MÁX.	271.15 MÁX	110.0 MÁX.	37.3 MÍN.	48.2 MÍN.	6.0 MÁX.	150.0 MÁX.	0.2 MÁX.
01/06/2015	94.5418	0.8478	0.1503	1.0070	3.4868	244.1502	0.6200	39.2000	51.3300	0.9118		
02/06/2015	94.4591	0.8586	0.1488	1.0073	3.6240	243.1428	0.6200	39.2500	51.3400	1.0199		
03/06/2015	94.7994	0.8531	0.1488	1.0073	3.4695	246.3552	0.6200	39.1700	51.2900	1.0380		
04/06/2015	94.1153	0.9252	0.1513	1.0811	3.5984	245.4179	0.6200	39.2100	51.2800	1.0740		
05/06/2015	94.1897	0.7327	0.1513	0.9012	2.8337	244.4714	0.6200	39.0500	51.2400	0.8577		
06/06/2015	94.1105	0.7251	0.1631	0.8910	2.8337	243.8312	0.6200	39.0500	51.1800	0.7767		
07/06/2015	94.2285	0.9219	0.3214	1.2561	1.8365	244.8921	0.6200	38.5900	50.8300	0.8307		
08/06/2015	94.1808	0.8680	0.3696	1.2980	1.9390	247.7728	0.6200	38.6200	50.8100	0.9749		
09/06/2015	93.9205	0.7963	0.5685	1.4680	2.4295	245.6629	0.6200	38.6700	50.7700	1.2993		
10/06/2015	94.4047	0.7796	0.8250	1.6213	2.1051	248.8423	0.6200	38.3500	50.3100	1.1281		
11/06/2015	92.0060	0.8891	1.2297	2.1205	3.1392	246.7114	0.6200	38.5300	50.2400	1.1731		
12/06/2015	92.2961	0.9271	0.1343	1.0677	3.1750	244.4554	0.6200	38.6100	50.3900	1.4614		
13/06/2015	94.3453	0.9059	0.1388	1.0587	3.5422	245.2871	0.6200	39.2100	51.3000	1.4074		
14/06/2015	94.4348	0.8088	0.1421	0.9536	3.4580	245.6585	0.6200	39.2300	51.3400	1.6507		
15/06/2015	94.3007	0.8123	0.1421	0.9544	3.3995	246.8570	0.6200	39.2200	51.3700	1.3083		
16/06/2015	94.4523	0.8101	0.1455	0.9635	3.3317	245.4265	0.6200	39.1900	51.3500	1.2993		
17/06/2015	94.1925	0.7601	0.1448	0.9452	2.8186	245.8968	0.6200	39.1100	51.3200	0.9478		
18/06/2015	93.3599	0.6748	0.1534	0.8372	2.8186	242.0794	0.6200	39.1100	51.3500	0.9478		
19/06/2015	93.7606	0.7130	0.1454	0.8916	3.2511	242.0794	0.6200	39.1400	51.3100	1.1371		
20/06/2015	94.4468	0.8389	0.1388	0.9802	3.2511	246.3343	0.6200	39.1400	51.3100	1.3173		
21/06/2015	94.3347	0.9089	0.1375	1.0494	3.5478	246.8749	0.6200	39.2000	51.3100	1.3984		
22/06/2015	94.3975	0.8781	0.1343	1.0148	3.5525	247.8727	0.6200	39.2000	51.3100	1.3623		
23/06/2015	94.0997	0.8753	0.1360	1.0148	3.0658	246.9842	0.6200	39.0500	51.2200	1.3623		
24/06/2015	94.4192	0.8968	0.1382	1.0465	3.1462	244.3896	0.6200	39.0700	51.2100	1.3263		
25/06/2015	95.3966	0.8347	0.1468	0.9902	2.0394	253.5254	0.6200	38.8000	51.1200	1.1821		
26/06/2015	94.7515	0.8800	0.1430	1.0317	2.9128	250.4540	0.6200	39.0200	51.1800	1.2542		
27/06/2015	94.8328	0.8711	0.1394	1.0222	2.9759	251.0288	0.6200	39.0400	51.2300	1.3713		
28/06/2015	95.2219	0.8653	0.1392	1.0174	2.8533	251.3315	0.6200	39.0100	51.2200	1.3713		
29/06/2015	94.5151	0.9109	0.1389	1.0558	3.1429	250.0966	0.6200	39.0700	51.2000	1.3443		
30/06/2015	94.4832	0.8805	0.1447	1.0285	3.0688	251.2056	0.6200	39.0500	51.1900	1.3533		

\*/ Los valores trimestrales se deberán reportar en los meses de enero, abril, julio y octubre de cada año, respecto del trimestre inmediato anterior.

<b>Mínimo</b>	92.0060	0.6748	0.1343	0.8372	1.8365	242.0794	0.6200	38.3500	50.2400	0.7767		
<b>Promedio</b>	94.2333	0.8417	0.2304	1.0861	3.0216	246.6363	0.6200	39.0053	51.1283	1.1962		
<b>Máximo</b>	95.3966	0.9271	1.2297	2.1205	3.6240	253.5254	0.6200	39.2500	51.3700	1.6507		
<b>Desv. Est.</b>	0.68658	0.06769	0.24086	0.25510	0.50773	2.85785	0.00000	0.24763	0.31719	0.21589		

Observaciones: DATOS OBTENIDOS DE LOS ANALIZADORES PROPIEDAD DE GDF SUEZ